



**WITT
INDUSTRIES**



DURABILITY | SERVICE | INNOVATION

Proudly Made in America Since 1887

TABLE OF CONTENTS



Witt Stadium Series®
Indoor/Outdoor Metal Receptacles
Include both Standard and
Customizable Products
Pg 3-7



The Oakley Collection
Outdoor Metal Receptacles, Planters
and Benches
Pg 8-12



The Wydman Collection
Outdoor Metal Receptacles
Pg 13



The River City & Queen City Series
Outdoor Metal Receptacles
Pg 14



Expanded Metal Receptacles
For Outdoor Use
Pg 15-16



The Covington Collection
Outdoor Receptacles
Pg 17



The Poly-Lite Crete Series
Alternative to Concrete Receptacles
for Indoor/Outdoor Use
Pg 18



Special Recycling Section
Outdoor Receptacles
Pg 19-23



Metal Recycling Containers
For Indoor Use
Pg 24-27



Fiberglass Recycling Containers
For Indoor/Outdoor Use
Pg 28-29



The Granite Series
For Indoor Use
Pg 30




35 Gallon Family
For Indoor Use
Pg 31




The Monarch Series
For Indoor Use
Pg 32



**Standard Dometops,
Wastebaskets & Step-Ons**
For Indoor Use
Pg 33-35

The Armor logo  is a registered trademark of The Armor Group, Inc. and Witt Stadium Series® is a registered trademark of Armor Metal Group Acquisitions, Inc. © 2011 by The Armor Group, Inc.





Decorative Metal Receptacles
For Indoor Use
Pg 36



Wastewatchers Pushtops & Swingtops
For Indoor Use
Pg 37



Fiberglass Receptacles & Ash Urns
For Indoor/Outdoor Use
Pg 38-40



Confidential Waste Containers
For Indoor Use
Pg 41



Confidential Waste Cabinets
For Indoor Use
Pg 42



Smoking Solutions
For Indoor and Outdoor Use
Pg 43



Galvanized Cans & Pails
For Indoor/Outdoor Use
Pg 44-45



Lids and Accessories
Pg 46-48



Liners & Parts
Pg 49



Indoor Recycling Decals
For Indoor Use
Pg 50



Outdoor Recycling Decals
For Indoor/Outdoor Use
Pg 51



Metal Indoor & Outdoor Color Options
Pg 52



Fiberglass Color Options
Pg 53



Color Code Key
Pg 54



A Variety of Design Options to Fully Customize your Receptacles

Generate advertising revenue for your organization

- Custom configurations with up to 3 logos or 3 message centers
- High-contrast color backing plates for all logos stand out from can and liner
- Digital product preview available
- Infinite configurations of colors, logos, lids and sizes

Step 1: Digital Stadium Receptacle In Flat View



Step 2: Computer Generated Digital Product Preview



Step 3: Actual Receptacle showing 3 unique logos and colors on a single receptacle to maximize branding and revenue generation



The Witt Stadium Series® The Premiere Logo Receptacle Available Today

- Standard recycling and waste units available
- A variety of capacities
- Durable TGIC powder-coated paint finish for both indoors and outdoors
- Leveling feet, anchor kit and lid cable provided at no extra cost
- Durable plastic liner is included with each can
- Ability to match your colors for a truly custom product
- Optional protective coated base available
- Additional Stadium Series lid Info on page 46



The Witt Stadium Series® Message Center is the first high-quality waste receptacle to combine looks, durability and functionality with the opportunity to generate advertising revenue.

SC55-03-HT



Red Baron

Shown With Optional Protective Coated Base

**Generate
Advertising
Revenue**



Witt Stadium Series® allows full customization of not only the can but the insertable artwork into the advertising panel

- Unique sponsorship opportunity
- Raise money for organizations, schools, teams and clubs
- Pays for itself in a short time frame

SC55DT



Dome Top

SC55HT



Hood Top

SC55FT



Flat Top

The Witt Stadium Series® Message Center Generate advertising revenue for your organization

- Display advertisements or custom messages in the easy-to-change panels
- Available in 35 and 55 gallon capacities
- Durable TGIC powder-coated paint finish for both indoors and outdoors
- Leveling feet, anchor kit and lid cable provided at no extra cost
- Durable plastic liner is included with each can
- Ability to match your colors for truly custom product
- High contrast logo coloring available
- Optional protective coated base available (see page 48)
- Additional Stadium Series lid Info on page 46

Item Number	Description	Capacity	Dimensions	Weight	Available Tops	Colors
SC35-03	Custom logo unit with 12" x 12" ad openings, flat top lid, plastic liner	35 gal.	18.5" x 33.75"	45 lb.	FT	See page 52 for color options
SC55-03	Custom logo unit with 16" x 8" ad openings and plastic liner	55 gal.	23.5" x 40"	86 lb.	FT, HT, DT	See page 52 for color options



SC55-02-HT



Silvadillo

Shown With Optional Protective Coated Base

SC35-02-FT



Black



SC20-02-FT



Stainless Steel

SC55DT



Dome Top

SC55HT



Hood Top

SC55FT



Flat Top

The Witt Stadium Series® Custom Logo Receptacles

Promote your organization and build your brand

- Customized with your team or company logo
- Ability to match your colors for a truly custom product
- A variety of capacities available
- Durable TGIC powder-coated paint finish for indoor or outdoor use
- Leveling feet, anchor kit and lid cable provided at no extra cost
- Durable plastic liner is included with each can
- Optional protective coated base available (see page 48)
- Additional Stadium Series lid Info on page 46



Optional Protective Coated Base

Item Number	Description	Capacity	Dimensions	Weight	Available Tops	Colors
SC10-02	Custom logo unit with plastic liner	10 gal.	12" x 26"	9 lb.	FT	See page 52 for color options
SC20-02	Custom logo unit with plastic liner	20 gal.	15.5" x 31.5"	26 lb.	FT	See page 52 for color options
SC35-02	Custom logo unit with plastic liner	35 gal.	18.5" x 33.75"	45 lb.	FT	See page 52 for color options
SC55-02	Custom logo unit with plastic liner	55 gal.	23.5" x 40"	86 lb.	FT, HT, DT	See page 52 for color options
SCAT-02	Custom logo ash-n-trash unit with plastic liner	20 gal.	15.5" x 39.5"	26 lb.	N/A	See page 52 for color options

The Witt Stadium Series® Standard Receptacles

Sleek, stylish and durable

- Available in 10, 20, 35 and 55 gallon sizes, plus ash urns in 20 gallon size
- Durable TGIC powder-coated paint finish for indoor or outdoor use
- Also available in stainless steel
- Leveling feet, anchor kit and lid cable provided at no extra cost
- Optional protective coated base available (see page 48)

SC55-01-DT



Item Number	Description	Capacity	Dimensions	Weight	Available Tops	Colors
SC10-01	Standard unit with plastic liner	10 gal.	12" x 26"	9 lb.	FT	See page 52 for color options
SC20-01	Standard unit with plastic liner	20 gal.	15.5" x 31.5"	26 lb.	FT	See page 52 for color options
SC35-01	Standard unit with plastic liner	35 gal.	18.5" x 33.75"	45 lb.	FT	See page 52 for color options
SC55-01	Standard unit with plastic liner	55 gal.	23.5" x 40"	86 lb.	FT, HT, DT	See page 52 for color options
SCAT-01	Standard ash-n-trash unit with plastic liner	20 gal.	15.5" x 39.5"	26 lb.	N/A	See page 52 for color options



Witt Stadium Series® Standard Receptacles

A variety of different tops as well as liner options, bases and an array of colors allow for added flexibility in this standard unit.

Elegant perforated design speaks for itself, even without added branding. Built to exacting quality standards, these durable and versatile receptacles are well suited for a range of settings.



The Witt Stadium Series® Recycling Receptacles

Choose from a standard recycling logo or customize with your own image.

Perfect for any venue, inside or out; where sleek design and high visibility branding are a must.



SC35-02R

NEW!

SC55-02R



- SC55 is available with two 25 gal. plastic liners or one full 55 gal. plastic liner
- SC35 is available with two 17 gal. plastic liners or one full 35 gal. plastic liner
- All models standard with a recycle logo or customized with multiple logos for an additional fee
- SC35 and SC55 lid decal label options include: Aluminum, Cans Only, Glass Only, Plastic, Newspaper, Bottles and Cans, Paper Only and Bottles Only
- SC55 lid options include: 4.5" dia round opening, or 2" x 7" slot opening or combination of both
- New SC35 offers 4.5" round opening, 2" x 7" slot opening or combination of both
- SC20 offers 2" x 7" slot or 4.5" round hole flat top lids with full 20 gallon liner
- Combination lids include: Hole/Hole, Hole/Slot or Slot/Slot
- Durable TGIC powder-coated paint finish for indoor or outdoor use
- Leveling feet, anchor kit and lid cable provided at no extra cost
- Optional protective coated base available (see page 48)
- Additional Stadium Series lid Info on page 46
- Additional Stadium Series Recycling Info on page 20



Optional Split Liner



SC20-01R

Item Number	Description	Capacity	Dimensions	Weight	Available Tops	Colors
SC55-02R	Recycle unit with plastic liner	55 gal.	23.5" x 40"	86 lb.	FTR, HTR	See page 52 for color options
SC35-02R	Recycle unit with plastic liner	35 gal.	18.5" x 33.75"	45 lb.	FTR	See page 52 for color options
SC20-01R	Recycle unit with plastic liner	20 gal.	15.5" x 31.5"	26 lb.	RC, RP	See page 52 for color options



ASH URN TOP (AT)



DOME TOP (DT)



FLAT TOP (FT)



RAINCAP (RC)



SWING TOP (SWT)



The Oakley Carousel Receptacle - Sliding Gate Decorative Receptacle with Side Opening for Easy Waste Removal

- Features a sliding door for easy servicing, even in tight areas
- Ergonomically designed to accommodate today's market needs
- Five lid options (flat top, dometop, rain cap, swing top or ash top)
- Location to apply a lock to prevent unsolicited opening
- Color choice includes powder coated black, brown or green
- Durable plastic liner is included with each unit
- Leveling feet, anchor kit and lid cable provided at no extra cost
- Durable TGIC powder-coated paint finish for indoor or outdoor use
- Durable Teflon guides provide smooth and easy opening
- Optional protective coated base available (see page 48)

M3601SD



Green



Green

Item Number	Description	Capacity	Dimensions	Weight	Available Tops	Colors
M3601SD	Sliding Gate receptacle with plastic liner	36 gal.	28.25" x 39.5"	139 lb.	FT, AT, DT, SWT, RC	BK, BN, GN

Colors: BK-Black, BN-Brown, GN-Green





The Oakley Collection - Basic Slatted Receptacles

Great for use by municipalities, parks, universities, apartments, office complexes and city streets

- Durable, long-lasting flat bar steel construction is a deterrent for graffiti
- Metal band at the top adds strength
- Available with five lid options (flat top, dometop, rain cap, swing top or ash urn)
- Color choice includes powder coated black, brown or green
- Durable plastic liner is included with each unit
- Lid attachment kit and an anchor kit are supplied with all units at no extra charge
- Comes standard with built-in leveling feet
- Optional protective coated base available (see page 48)

Optional Protective Coated Base



Item Number	Description	Capacity	Dimensions	Weight	Available Tops	Colors
M2000	Urn basket with black galvanneal liner	NA	17" x 26"	42 lb.	N/A	BK, BN, GN
M2401	Receptacle with plastic liner	24 gal.	23" x 35"	57 lb.	FT, AT, DT, RC	BK, BN, GN
M3601	Receptacle with plastic liner	36 gal.	28" x 36"	95 lb.	FT, AT, DT, RC, SWT	BK, BN, GN
M5001	Receptacle with plastic liner	50 gal.	28" x 36"	100 lb.	FT, AT, DT, RC, SWT	BK, BN, GN
MPL2220	Medium round outdoor planter with plastic liner	NA	22.375" x 20"	32 lb.	N/A	BK, BN, GN
MPL2724	Large round outdoor planter with plastic liner	NA	27.25" x 24"	46 lb.	N/A	BK, BN, GN

Colors: BK-Black, BN-Brown, GN-Green





Optional Protective Coated Base



M36-SQ-GFT



Green

M3600-R-DT



Green

M3600-R-FT



The Oakley Collection - Decorative Slatted Receptacles & Planters

- Durable, long-lasting flat bar steel construction is a deterrent for graffiti
- Decorative band combines style with durability
- Round unit available with five lid options (flat top, dometop, rain cap, swing top or ash urn)
- Available in 40 and 36 gallon size
- Color choice includes powder coated black, brown or green
- Durable plastic liner is included with each unit
- Durable TGIC powder-coated paint finish for indoor or outdoor use
- Leveling feet and anchor kit provided at no extra cost
- Round units come standard with a lid attachment kit
- Optional protective coated base available (see page 48)



PL1716



PL2724



PL2220



Black

Item Number	Description	Capacity	Dimensions	Weight	Available Tops	Colors
M3600-R	Receptacle with plastic liner	40 gal.	28" x 36"	95 lb.	FT, AT, DT, RC, SWT	BK, BN, GN
M36-SQ-GFT	Square gated receptacle with plastic liner	36 gal.	22.5" x 22.5" x 43"	160 lb.	N/A	BK, BN, GN
PL1716	Small round outdoor planter with plastic liner	NA	17.25" x 16"	21 lb.	N/A	BK, BN, GN
PL2220	Medium round outdoor planter with plastic liner	NA	22.375" x 20"	32 lb.	N/A	BK, BN, GN
PL2724	Large round outdoor planter with plastic liner	NA	27.25" x 24"	46 lb.	N/A	BK, BN, GN

Colors: BK-Black, BN-Brown, GN-Green





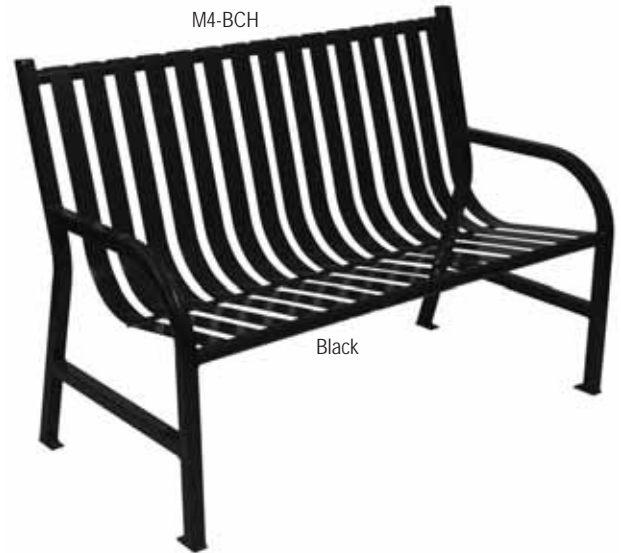
M6-BCH-ARM



Green



M4-BCH



Black





Black Oakley Receptacle shown with Green Oakley Bench

The Oakley Collection - Slatted Benches

- Durable, long-lasting flat bar steel construction is a deterrent for graffiti
- Color choice includes powder coated black, brown or green
- Anchor kit is supplied with all units at no extra charge
- Durable TGIC powder-coated paint finish for indoor or outdoor use

Item Number	Description	Dimensions	Weight	Colors
M4-BCH	Slatted metal bench	48" x 24" x 34"	77 lb.	BK, BN, GN
M5-BCH	Slatted metal bench	60" x 24" x 34"	96 lb.	BK, BN, GN
M6-BCH	Slatted metal bench	72" x 24" x 34"	115 lb.	BK, BN, GN
M6-BCH-ARM	Slatted metal bench with arm	72" x 24" x 34"	119 lb.	BK, BN, GN

Colors: BK-Black, BN-Brown, GN-Green



The Oakley Collection - Slatted Backless Benches

- Durable, long-lasting flat bar steel construction is a deterrent for graffiti
- Color choice includes powder coated black, brown or green
- Anchor kit is supplied with all units at no extra charge
- Durable TGIC powder-coated paint finish for indoor or outdoor use



Item Number	Description	Dimensions	Weight	Colors
M4-BBC	Slatted metal, backless bench with curved arms	48" x 24.5" x 22"	52 lb.	BK, BN, GN
M5-BBC	Slatted metal, backless bench with curved arms	60" x 24.5" x 22"	56 lb.	BK, BN, GN
M6-BBC	Slatted metal, backless bench with curved arms	72" x 24.5" x 22"	60 lb.	BK, BN, GN
M8-BBC	Slatted metal, backless bench with curved arms	96" x 24.5" x 22"	68 lb.	BK, BN, GN
M8-BBC-ARM	Slatted metal backless bench with curved arms and arm rest	96" x 24.5" x 22"	70 lb.	BK, BN, GN
M4-BBS	Slatted metal, backless bench with straight arms	48" x 25" x 20.5"	44 lb.	BK, BN, GN
M5-BBS	Slatted metal, backless bench with straight arms	60" x 25" x 20.5"	47 lb.	BK, BN, GN
M6-BBS	Slatted metal, backless bench with straight arms	72" x 25" x 20.5"	50 lb.	BK, BN, GN
M8-BBS	Slatted metal, backless bench with straight arms	96" x 25" x 20.5"	56 lb.	BK, BN, GN
M8-BBS-ARM	Slatted metal backless bench with straight arms and arm rest	96" x 25" x 20.5"	58 lb.	BK, BN, GN

Colors: BK-Black, BN-Brown, GN-Green





WC3600-FT



Brown

WC3600-RC



Black

WC2400-FT



Green

WC2000



Black

Optional Protective Coated Base



ASH URN TOP (AT)



DOME TOP (DT)



FLAT TOP (FT)



RAINCAP (RC)



SWING TOP (SWT)



The Wydman Collection

Heavy-Duty Slatted metal that is both decorative and functional and weathers the great outdoors

- Perfect for municipalities, parks, universities, apartments, office complexes and city streets
- Durable, long-lasting flat bar steel construction deters graffiti
- Available in powder-coated black, brown or green
- Durable plastic liner is included with each unit
- Durable TGIC powder-coated paint finish for indoor or outdoor use
- Leveling feet, anchor kit and lid cable provided at no extra cost
- Optional protective coated base available (see page 48)

WCPL2720



WCPL2724



Item Number	Description	Capacity	Dimensions	Weight	Available Tops	Colors
WC2000	Urn basket with black galvanized liner	NA	17" x 26"	57 lb.	N/A	BK, BN, GN
WC2400	Receptacle with plastic liner	24 gal.	25.5" x 25.5"	106 lb.	FT	BK, BN, GN
WC3600	Receptacle with plastic liner	36 gal.	28.5" x 31.5"	133 lb.	FT, AT, DT, RC, SWT	BK, BN, GN
WCPL2220	Medium round outdoor planter with plastic liner	NA	22.375" x 20"	32 lb.	N/A	BK, BN, GN
WCPL2724	Large round outdoor planter with plastic liner	NA	27.25" x 24"	46 lb.	N/A	BK, BN, GN

Colors: BK-Black, BN-Brown, GN-Green



QC3610-PFT



Brown Non-gated unit

QC3610-G-PFT



Green Gated Unit

The Queen City Series

The sturdiest and strongest receptacle that we offer

- Choose from a gated or un-gated unit
- Offers a combination of street elegance and functionality
- Perfect for downtown revitalizations, parks, office complexes and malls
- Colors available are black, brown and green
- Durable plastic liner is included with each unit
- Durable TGIC powder-coated paint finish for indoor or outdoor use
- Leveling feet, anchor kit and lid cable provided at no extra cost



Item Number	Description	Capacity	Dimensions	Weight	Available Tops	Colors
QC3610	Receptacle with flat top lid and plastic liner	36 gal.	28.25" x 39"	197 lb.	MFT, PFT	BK, BN, GN
QC3610-G	Gated receptacle with flat top lid and plastic liner	36 gal.	28.25" x 42.25"	220 lb.	MFT, PFT	BK, BN, GN

Colors: BK-Black, BN-Brown, GN-Green

Lid Options: MFT - Metal Flat Top, PFT - Plastic Flat Top

The River City Series

Built for the streets of the city

- Offers a combination of street elegance and functionality
- Comes in two sizes, 24 and 36 gallon capacity
- Perfect for parks, street scapes, and office complexes
- Colors available are black, brown and green
- Durable plastic liner is included with each unit
- Durable TGIC powder-coated paint finish for indoor or outdoor use
- Leveling feet, anchor kit and lid cable provided at no extra cost
- Optional protective coated base available (see page 48)

RC3610-FT



Black

RC2410-FT



Green



ASH URN TOP (AT)



DOME TOP (DT)



FLAT TOP (FT)



RAINCAP (RC)



SWING TOP (SWT)



Item Number	Description	Capacity	Dimensions	Weight	Available Tops	Colors
RC2410	Receptacle with plastic liner	24 gal.	25" x 31"	146 lb.	FT, AT, DT, RC	BK, BN, GN
RC3610	Receptacle with plastic liner	36 gal.	29" x 34"	186 lb.	FT, AT, DT, RC, SWT	BK, BN, GN

Colors: BK-Black, BN-Brown, GN-Green



Expanded Metal Receptacles

Attractive, durable and ADA compliant

- Hot dipped galvanized or powder coat finish for maximum wear resistance
- Added vertical ribs for reinforcement
- See through mesh is great for added safety in public areas
- Lid options include Dome Top, Flat Top, Rain Cap, Swing Top and AshTop



EXP-52-GN
Shown with optional
5555GN Dome Top



EXP-52-G
Shown with optional 5555G galvanized lid and SMB36L gallon plastic liner

Hot Dipped Galvanized for Harsh Environments

Ultra-durable galvanized coating

- EXP-52 and EXP-R52 models in galvanized finish
- Perfect for beaches, lakes, pools or other wet areas
- Salt and chlorine resistant to corrosion
- Horizontal and Vertical ribs for reinforcement
- Galvanized coating proven for years of use
- Can be used with or without liner
- 5555G- dome top or FT256G- flat top, available



**EXP-52
Standard Model****Heavy-duty**

Heavy-duty model features a 1" top tube ring



Standard model

Heavy-duty

Heavy-duty model features a 2" bottom band



Standard Model

ASH URN TOP (AT)



DOME TOP (DT)



FLAT TOP (FT)



RAINCAP (RC)



SWING TOP (SWT)

GALVANIZED
DOME TOP (DT)GALVANIZED
FLAT TOP (FT)

EXP-R52-DT

EXP-52-G



- Additional lid Info on page 47

Note: Shown with optional dome top and 36 gallon liner

Item Number	Description	Capacity	Dimensions	Weight	Colors
EXP-52	Expanded metal outdoor container	48 gal.	23" x 33"	31 lb.	G, BK, BL, GN, RD
EXP-R52	Expanded metal, heavy-duty outdoor container	48 gal.	23" x 33"	35 lb.	G, BK, BL, GN, RD

Colors: G-Galvanized, BK-Black, BL-Blue, GN-Green, RD-Red



NEW!

COV40-RC-BK

OPTIONAL PLASTIC COATED BASE



Witt Covington Collection

- Great for parks, schools, downtowns, shopping malls and municipalities
- Provides a unique aesthetically pleasing receptacle for any area
- Sleek and contemporary laser cut design
- Servicing is easy with the lift off top
- Five lid options
- 3 Stainless Steel leveling feet with a welded 3/8" dia. threaded shaft
- 3 Anchoring feet
- TGIC Polyester powder coat finish
- Comes standard with the following:
 - Black high density polyurethane rigid plastic liner
 - Encapsulated cable to keep lid secure to unit
 - Anchor kit to secure to ground
- Optional protective coated base available (see page 48)



Covington Collection Original Designs
Covington Sawgrass



Covington Collection Original Designs
Covington Classic



Rain Cap (RC)

Dome Top (DT)

Flat Top (FT)

Swing Top (SWT)

Ash Top (AT)



COV40-RC-GN



COV40-DT-BN



COV40-FT-GN



COV40-SWT-BN



COV40-AT-GN

Item Number	Description	Capacity	Dimensions	Weight	Available Tops	Colors
COV40	Receptacle with plastic liner	40 gal.	24" x 42.85"	80 lb.	FT, AT, DT, RC, SWT	BK, BN, GN

Colors: BK-Black, BN-Brown, GN-Green



SLC-2740STD



Graystone

RLC-2641S



Sandstone

RLC-1424-HAB



Whitestone

SLC-1424HAB



Whitestone



Note: Units are built to order and are non-cancelable and non-returnable.

Note: Items are not to scale.

RLC-2636T



SLC-2436AT



Sandstone



Hide-A-Butt



Hide-A-Butt Opened



SLC-2744STDHAB



Whitestone

The Poly-Lite Crete Series

A light weight and durable alternative to concrete receptacles

- 70% lighter than comparable concrete products
- Reduced shipping costs and less in-transit damage
- The Hide-A-Butt top keeps cigarette butts out of sight
- ABS liner supplied with all Poly-Lite Crete receptacles

Note: Due to printing restrictions, colors may appear differently than what is actually used in the manufacturing of our products. Colors and images are for reference only.

Round Poly-Lite Crete receptacles

Item Number	Description	Capacity	Dimensions	Weight	Colors
RLC-1424HAB	Ash urn hide-a-butt round, with plastic liner	NA	14" x 28"	40 lb.	GR, WH, SA
RLC-2034T	Trash top load round, with plastic liner	27 gal.	20" x 34"	54 lb.	GR, WH, SA
RLC-2038THAB	Side load round hide-a-butt, with plastic liner	27 gal.	20" x 41"	61 lb.	GR, WH, SA
RLC-2636AT	Ash/trash top load round, with plastic liner	60 gal.	26" x 36"	69 lb.	GR, WH, SA
RLC-2636T	Trash top load round, with plastic liner	60 gal.	26" x 36"	69 lb.	GR, WH, SA
RLC-2641S	Trash side load round, with plastic liner	60 gal.	26" x 41"	69 lb.	GR, WH, SA
RLC-2641SHAB	Trash side load hide a butt round, with plastic liner	60 gal.	26" x 41"	82 lb.	GR, WH, SA

Square Poly-Lite Crete receptacles

SLC-1424HAB	Ash urn hide a butt square, with plastic liner	NA	14" x 14" x 24"	46 lb.	GR, WH, SA
SLC-2436AT	Ash/trash top load square, with plastic liner	47 gal.	24" x 24" x 36"	90 lb.	GR, WH, SA
SLC-2436T	Trash top load square, with plastic liner	47 gal.	24" x 24" x 36"	90 lb.	GR, WH, SA
SLC-2740STD	Trash side load access door square, with plastic liner	47 gal.	26" x 26" x 41"	104 lb.	GR, WH, SA
SLC-2744STDHAB	Trash side load access door hide a butt square, with plastic liner	47 gal.	26" x 26" x 41"	105 lb.	GR, WH, SA





WITT INDUSTRIES RECYCLES

Since the 1980's, Witt Industries has been a leader in the effort to recycle waste and scrap metal. Now Witt is a major manufacturer and supplier of Recycling receptacles to janitorial, food service, office supply dealers and distributors across the country.

- We were one of the first companies to customize our receptacles and wastebaskets for recycling programs. We developed specific units to recycle glass, plastic and paper. We continue to improve and develop new products for this ever growing market, while keeping the customer and ease of use a top priority.
- In our manufacturing process of metal products, we use steel that is up to 70% recycled material and all of our metal products are 100% post-consumer recyclable.
- In our manufacturing of our HDPE liners, we use plastic that is 100% recycled content and is 100% post-consumer recyclable.



RECYCLE



Optional Split Liner



Optional Protective Coated Base

Additional Recycling Lids on page 46

The Witt Stadium Series® Recycling Receptacles

Choose from a standard recycling logo or customize with your logo

- SC55 is available with two 25 gal. plastic liners or one full 55 gal. plastic liner
- SC35 is available with two 17 gal. plastic liners or one full 35 gal. plastic liner
- Great for companies seeking "Green" compliance
- All models ship standard with a recycle logo
- All models can be customized with your logo for an additional fee
- SC35 and SC55 decal options include Aluminum, Cans Only, Glass Only, Plastic, Newspaper, Bottles and Cans, Paper Only and Bottles Only
- SC55 lid options include: 4.5" dia. round opening, 2" x 7" slot opening or combination of both
- New SC35 offers 4.5" round opening, 2" x 7" slot opening or combination of both
- SC20 offers 2" x 7" slot or 4.5" round hole flat top lids with full 20 gallon liner
- Combination lids include: Hole/Hole, Hole/Slot or Slot/Slot



Item Number	Description	Capacity	Dimensions	Weight	Available Tops	Colors
SC55-02	Recycle unit with plastic liner	55 gal.	23.5" x 40"	86 lb.	FTR, HTR	See page 52 for color options
SC35-02	Recycle unit with plastic liner	35 gal.	18.5" x 33.75"	45 lb.	FTR	See page 52 for color options
SC20-01	Recycle unit with plastic liner	20 gal.	15.5" x 31.5"	26 lb.	RC, RP	See page 52 for color options





Expanded Metal Recycling Receptacles
Designed to accompany standard EXP waste receptacles to create an outdoor waste and recycling station

- Powder coat finish for maximum wear resistance
- Standard with nameplate for recycle logo
- Added vertical ribs for reinforcement
- See through mesh is great for added safety in public areas
- Includes flat top recycling lid with two 4" round openings
- Optional rigid plastic liner available

EXP-52NPBL-FTR
Shown with optional rigid plastic 36 gallon liner (Part # - SMB36L)

Item Number	Description	Capacity	Dimensions	Weight	Available Tops	Colors
EXP-52NPBL-FTR	Expanded metal outdoor recycle container	48 gal.	23" x 33"	31 lb.	FTR	BL



Witt Covington Recycling Containers

A unique and attractive container which complements the standard Covington receptacle to create a stylish outdoor recycling station

- Great for parks, schools, downtowns, shopping malls and municipalities
- Provides a unique aesthetically pleasing recycling receptacle for any area
- Sleek and contemporary laser cut design
- Servicing is easy with the lift off top
- Made from 10 gauge galvaleneal steel
- 3 Stainless Steel leveling feet with a welded 3/8" dia. threaded shaft
- 3 Anchoring feet
- TGIC Polyester powder coat finish
- Comes standard with the following:
 - Black high density polyurethane rigid plastic liner
 - Encapsulated cable to keep lid secure to unit
 - Anchor kit to secure to ground
- Optional protective coated base available (see page 48)

OPTIONAL PLASTIC COATED BASE



COVR40-FTR-BL



Item Number	Description	Capacity	Dimensions	Weight	Available Tops	Colors
COVR40	Recycling receptacle with plastic liner	40 gal.	24" x 34.5"	80 lb.	FTR	BL



QCR36-FTR



Blue

QCR36-G-FTR



Blue



Optional Protective Coated Base



WCR36-FTR



Blue

MR36-FTR



Blue

MR50-FTR



Blue

**Large
Capacity**

Outdoor Recycling Collection

Heavy-Duty Slatted metal which is decorative, functional and weathers the great outdoors

- Perfect for municipalities, parks, universities, apartment complexes, shopping centers, office complexes and city streets
- Durable, long-lasting flat bar steel construction deters graffiti
- Durable plastic liner is included with each unit
- Durable TGIC powder-coated paint finish for indoor or outdoor use
- Leveling feet, anchor kit and lid cable provided at no extra cost
- Optional protective coated base available (see page 48)



Item Number	Description	Capacity	Dimensions	Weight	Available Tops	Colors
MR36-FTR	Oakley Recycling receptacle with plastic liner	36 gal.	28" x 36"	95 lb.	FTR	BL
MR50-FTR	Oakley Recycling receptacle with plastic liner	50 gal.	28" x 36"	100 lb.	FTR	BL
WCR36-FTR	Wydman Recycling receptacle with plastic liner	36 gal.	28.5" x 31.5"	135 lb.	FTR	BL
QCR36-FTR	Queen City Recycling receptacle with plastic liner	36 gal.	28.25" x 39"	197 lb.	FTR	BL
QCR36-G-FTR	Queen City Gated recycling receptacle with plastic liner	36 gal.	28.25" x 42.25"	220 lb.	FTR	BL





Witt Metal Recycling Containers

- Great for companies seeking "Green" compliance
- Provides an aesthetically pleasing recycling container within a small area
- Servicing is easy with the lift off top

Options Include:

- Durable recycling labels for three opening units: Bottles, Cans, Bottles & Cans, Recyclables, Waste, Compost, Newspaper and Paper
- Durable recycling labels for one and two opening units: Cans, Bottles & Cans, Recyclables, Waste and Compost
- Choose one opening with one liner, two openings with two liners or three openings with three liners
- Three colors available: Black, Blue and Green

Separate Liner for Each Stream



The RT family has many receptacles to meet your recycling, waste and compost needs



Item Number	Description	Capacity	Dimensions	Weight	Colors
15RT	Three opening recycling unit, 15" diameter, three plastic liners	24 gal.	15" x 32"	25.5 lb.	BK, BL, GN
18RT	Three opening recycling unit, 18" diameter, three plastic liners	33 gal.	18" x 33"	36.5 lb.	BK, BL, GN
15RT-1H	One opening recycling unit, 15" diameter, one metal liner	24 gal.	15" x 32"	24 lb.	BK, BL, GN
18RT-1H	One opening recycling unit, 18" diameter, one plastic liner	35 gal.	18" x 33"	28 lb.	BK, BL, GN
18RT-2H	Two opening recycling unit, 18" diameter, two plastic liners	36 gal.	18" x 33"	28 lb.	BK, BL, GN





Recycling Containers

Helpful in separating waste from recyclables in public areas

- Space efficient receptacle for recycling
- Compact and fire-safe steel construction
- Attractive, functional choice for airports, malls, auditoriums, universities, or as part of any organization's recycling program
- Recycle decal included



Item Number	Description	Capacity	Dimensions	Weight	Colors
10/1ST	Tall round recycling wastebasket & slotted top	20 gal.	16" x 30"	15 lb.	BL, BK
10/1DT	Tall round recycling wastebasket & round top	20 gal.	16" x 30"	15 lb.	BL, BK
10/1CT	Tall round recycling wastebasket & combination top	20 gal.	16" x 30"	15 lb.	BL, BK
4-R	Round recycling wastebasket	6.5 gal.	13" x 14"	3.5 lb.	BL, BK, GN





Dome Top Recycling

A classic recycling receptacle fit for any environment

- Features a strong steel shell
- Polished metal trim on top opening and base
- Rolled-under stainless steel bottom offers floor protection
- Open-top receptacle offers touchless, sanitary waste disposal
- ADA and OSHA compliant, all models feature galvanized steel liners
- Recycle decal included



Item Number	Description	Capacity	Dimensions	Weight	Colors
415DT-BK-R	Open top, with galvanized liner	15 gal.	15" x 35"	21 lb.	Black
415DT-PM-R	Open top, with galvanized liner	15 gal.	15" x 35"	21 lb.	Polished Metal
415DT-GN-R	Open top, with galvanized liner	15 gal.	15" x 35"	21 lb.	Green
415DT-BL-R	Open top, with galvanized liner	15 gal.	15" x 35"	21 lb.	Blue



Aluminum Series Recycling

An elegant solution for your indoor recycling needs


- Ideal for convention centers, suites in arenas and stadiums, malls, office complexes; virtually anywhere
- Designed of heavy gauge aluminum
- Corrosion-resistant and fire safe
- Available in Satin Clear Coat finish
- Satin finish is free from blemishes and spinning lines
- The two-piece design creates an overlap area and eliminates the visibility of plastic liners
- Comes standard with rigid plastic liner
- Hole openings measure 8.25" for the AL18's and 9" for the AL35 units
- Recycle decal included



Item Number	Description	Capacity	Dimensions	Weight	Colors
AL18-CLR-R	Aluminum receptacle w/ plastic liner	24 gal.	15" x 30.5"	23 lb.	CLR
AL35-CLR-R	Aluminum receptacle w/ plastic liner	35 gal.	18" x 32"	35 lb.	CLR



GeoCubes



RECYCLE

Recycling Containers

Helpful in separating waste from recyclables in public areas

- Space efficient receptacle for recycling
- Mix and match GeoCube for unique combinations
- Compact and fire safe steel construction
- Sort recyclables easily
- Attractive, functional choice for airports, malls, auditoriums, or as part of any organization's recycling program
- Each lid comes with one each of the following decals:
 Round opening "Cans" and "Bottles"
 Slot Opening: "Paper" and "Newspaper"
 Square Opening: "Waste" and "Plastic"



GeoCubes Lid Options



Item Number	Description	Capacity	Dimensions	Weight	Lid Options	Colors
24GC	Geo cube recycling unit	24 gal.	15" x 15" x 24"	24 lb.	01, 02, 03	SC, CB, SL
28GC	Geo cube recycling unit	28 gal.	15" x 15" x 28"	27 lb.	01, 02, 03	SC, CB, SL
32GC	Geo cube recycling unit	32 gal.	15" x 15" x 32"	31 lb.	01, 02, 03	SC, CB, SL

Colors: SC-Scarlet Red, CB-Charcoal, SL-Slate

Note: Due to printing restrictions, colors may appear differently than what is actually used in the manufacturing of our products.
 Colors and images are for reference only.



11RR-121631 (1 - Opening)



Bone

11RR-241631 (2 - Opening)



Mauve Dust

11RR-361631 (3 - Opening)



Alabaster

Choose your own openings

11RR-481631 (4 - Opening)



Blue



Fiberglass Recycling Containers

Plenty of options to meet your recycling needs

- Durable fiberglass construction will last for years
- Customizable top allows you to choose the openings you need
- Available in a wide range of colors
- Separate plastic liners for each opening
- Great for schools, businesses, large facilities, airports and many other locations
- Opening Sizes include: 9.5" round opening, 5.5" round opening, 4" round opening, 11" x 2" slot opening

Item Number	Description	Capacity	Dimensions	Weight	Colors
11RR-121631	One opening recycling unit with plastic liner	12 gal.	12" x 16" x 31"	27 lb.	Refer to page 53 for colors
11RR-241631	Two opening recycling unit with plastic liner	24 gal.	24" x 16" x 31"	45 lb.	Refer to page 53 for colors
11RR-361631	Three opening recycling unit with plastic liner	36 gal.	36" x 16" x 31"	63 lb.	Refer to page 53 for colors
11RR-481631	Four opening recycling unit with plastic liner	48 gal.	48" x 16" x 31"	79 lb.	Refer to page 53 for colors

Note: Units are built to order and are non-cancelable and non-returnable.

Note: Due to printing restrictions, colors may appear differently than what is actually used in the manufacturing of our products. Colors and images are for reference only.





Fiberglass Recycling Containers

Designed to withstand the daily rigors of food courts

- Individual or combination containers make it easy to recycle
- Great for companies seeking "Green" compliance
- Includes durable recycling labels
- Servicing is easy with the lift off top
- Available in all standard fiberglass colors
- Includes rigid plastic liner

Item Number	Description	Capacity	Dimensions	Weight	Colors
11R-1630C	Fiberglass can recycling container with plastic liner	16 gal.	16" x 30"	27 lb.	Refer to page 53 for colors
11R-1630G	Fiberglass glass recycling container with plastic liner	16 gal.	16" x 30"	27 lb.	Refer to page 53 for colors
11R-1630P	Fiberglass paper recycling container, with plastic liner	16 gal.	16" x 30"	27 lb.	Refer to page 53 for colors
11R-1831C	Fiberglass can recycling container, with plastic liner	18 gal.	18" x 31"	36 lb.	Refer to page 53 for colors
11R-1831G	Fiberglass glass recycling container, with plastic liner	18 gal.	18" x 31"	36 lb.	Refer to page 53 for colors
11R-1831P	Fiberglass paper recycling container, with plastic liner	18 gal.	18" x 31"	36 lb.	Refer to page 53 for colors
11R-481631	Fiberglass recycling container, with four 12 gallon plastic liners	48 gal.	48" x 16" x 31"	79 lb.	Refer to page 53 for colors

Note: Units are built to order and are non-cancelable and non-returnable.

Note: Due to printing restrictions, colors may appear differently than what is actually used in the manufacturing of our products. Colors and images are for reference only.



Granite Series

A designer focused family of receptacles to outfit your entire facility

- Perfect for hotel lobbies, executive offices, malls, theaters, restaurants or coffee shops
- "Granite" finish complimentary to a variety of decor styles and colors
- Features a strong steel shell
- An array of stylish designs to choose from
- Crafted with durable, fire safe steel

Item Number	Description	Capacity	Dimensions	Weight	Colors
35FT	One opening receptacle, 18" diameter, one 35 gallon plastic liner	35 gal.	18" x 33"	28 lb.	SVN
15DT	Dome top receptacle, with galvanized liner and push door	15 gal.	15" x 35"	22 lb.	SVN
415DT	Open top receptacle, with galvanized liner	15 gal.	15" x 35"	21 lb.	SVN
AL18	Aluminum receptacle w/ plastic liner	24 gal.	15" x 30.5"	23 lb.	SVN
AL35	Aluminum receptacle w/ plastic liner	35 gal.	18" x 32"	35 lb.	SVN
2000	Ash urn	N/A	10" x 20"	6 lb.	SVN
3000	Ash-n-trash urn with galvanized liner	3 gal.	10" x 25"	9 lb.	SVN

Colors: SVN-Granite (Silver Vein)



AL35-SVN



Granite

AL35-CLR



Satin Clear Coat

SC35-01-FT

Stainless
Steel

35FTSVN



Granite

35FTPM

Polished
Metal

SC35-02-FT



Red Baron

35 Gallon Waste Receptacles

The most popular size of indoor receptacle in a wide selection of designs and finishes

- Open-top receptacle offers hands-free, sanitary waste disposal
- ADA and OSHA compliant, all models feature galvanized steel liners

Item Number	Description	Capacity	Dimensions	Weight	Additional Info
SC35-01	Standard Stadium Series unit with plastic liner	35 gal.	18.5" x 33.75"	45 lb.	See Page 6
SC35-02	Custom Logo Stadium Series unit with plastic liner	35 gal.	18.5" x 33.75"	45 lb.	See Page 4
AL35-SVN	Aluminum receptacle w/ plastic liner	35 gal.	18" x 32"	35 lb.	See Page 26
AL35-CLR	Aluminum receptacle w/ plastic liner	35 gal.	18" x 32"	35 lb.	See Page 26
35FTSVN	One opening unit, 18" diameter, one 35 gallon plastic liner	35 gal.	18" x 33"	28 lb.	N/A
35FTPM	One opening unit, 18" diameter, one 35 gallon plastic liner	35 gal.	18" x 33"	28 lb.	N/A





Monarch Series

Add a touch of elegance to any decor

- Perfect for hotel lobbies, executive offices, malls, theaters, restaurants or coffee shops
- Four stylish designs to choose from
- Crafted with durable, fire safe steel

Item Number	Description	Capacity	Dimensions	Weight	Colors
15DT	Dome top receptacle, with galvanized liner	15 gal.	15" x 35"	22 lb.	11, 22, 33, 44, B, PM
21HT	Push top hamper and top	21 gal.	15" x 15" x 37"	27 lb.	11, 22
36HT	Push top hamper and top	36 gal.	19" x 19" x 37"	34 lb.	11, 22
415DT	Open top, with galvanized liner	15 gal.	15" x 35"	21 lb.	11, 22, 33, 44, B, PM

Colors: B-Brass, PM-Polished Metal, 11-Black with Brass accents, 22-Black with Chrome accents, 33-Brass with Black accents, 44-Chrome with black accents



Open Top Receptacles

A classic waste can fit for any environment

- Features a strong steel shell
- Rolled-under stainless steel bottom offers floor protection
- Open-top receptacle offers touchless, sanitary waste disposal
- ADA and OSHA compliant, all models feature galvanized steel liners



Item Number	Description	Capacity	Dimensions	Weight	Colors
415DT	Open top, with galvanized liner	15 gal.	15" x 35"	21 lb.	AL, BK, WH, SVN
420DT	Open top, with galvanized liner	20 gal.	18" x 34"	35 lb.	BK

Colors: AL-Almond, BK-Black, WH-White, SVN-Granite (Silver Vein)

Dome Top Recycling

A classic recycling can fit for any environment

- Features a strong steel shell
- Polished trim on top opening and base
- Rolled-under stainless steel bottom offers floor protection
- Open-top receptacle offers hands-free, sanitary waste disposal
- ADA and OSHA compliant, all models feature galvanized steel liners
- Recycle decal included



Item Number	Description	Capacity	Dimensions	Weight	Colors
415DT-BK-R	Open top, with galvanized liner	15 gal.	15" x 35"	21 lb.	Black
415DT-PM-R	Open top, with galvanized liner	15 gal.	15" x 35"	21 lb.	Polished Metal
415DT-GN-R	Open top, with galvanized liner	15 gal.	15" x 35"	21 lb.	Green
415DT-BL-R	Open top, with galvanized liner	15 gal.	15" x 35"	21 lb.	Blue





Push Top Receptacles

Classic Design in a variety of sizes and colors

- Features a strong steel shell
- Self-closing door that effectively controls odor
- Rolled-under stainless steel bottom offers floor protection
- ADA and OSHA compliant, all models feature galvanized steel liners
- For additional UL information please contact customer service

**Large
Capacity**



Item Number	Description	Capacity	Dimensions	Weight	Colors
12DT	Dome top, white, with galvanized liner	12 gal.	15" x 29"	20 lb.	WH
15DT	Dome top receptacle, with galvanized liner	15 gal.	15" x 35"	22 lb.	AL, BK, WH, SVN
20DT	Dome top, white, with galvanized liner	20 gal.	18" x 34"	35 lb.	WH

Colors: AL-Almond, BK-Black, WH-White, SVN-Granite (Silver Vein)



Step-On Receptacles

Sanitary disposal of biohazard materials

- Featuring safe, hands-free operation
- Provides sanitary disposal for healthcare facilities or any place dealing with bio-hazardous material
- Compliant with the OSHA Standard for Bloodborne Pathogens
- Step-on receptacles are fire safe
- Complete with galvanized steel liner
- For additional UL information please contact customer service

Item Number	Description	Capacity	Dimensions	Weight	Colors
2240	Step-on metal receptacle	4 gal.	11 1/2" x 16"	9 lb.	WH, RD, SS
2270	Step-on can, with galvanized liner	7 gal.	11" x 21"	11 lb.	WH

Colors: WH-White, RD-Red, SS-Stainless Steel



Standard Wastebaskets

All the sizes and options you need

- Wastebaskets are available in round or square styles
- Round baskets feature solid ribbed construction
- Constructed of galvalume steel
- For additional UL information please contact customer service



Item Number	Description	Capacity	Dimensions	Weight	Colors
4	Medium round wastebasket	26 qt.	13" x 14"	3.5 lb.	AL, BK, SL
5	Large round wastebasket	49.6 qt.	16" x 18"	5.8 lb.	AL, BK, SL
10	Tall round wastebasket	80 qt.	16" x 29"	8.3 lb.	AL, SL, BK
60	Rectangular waste basket	27.5 qt.	9" x 16" x 15"	5.3 lb.	BK
70	Rectangular waste basket	88 qt.	11" x 20" x 29"	16 lb.	AL, BK
70HTSS	Stainless steel rectangular waste receptacle with plastic top	22 gal.	11" x 20" x 29"	19 lb.	SS
70TOP	Top for Stainless steel rectangular waste receptacle	NA	11" x 20.5" x 5"	3 lb.	Black

Colors: AL-Almond, BK-Black, SL-Slate, SS-Stainless Steel



Executive Waste Baskets

Stylish wastebaskets

- Coordinates with other Witt products
- Available in two finishes, stainless steel or black
- Perfect for offices, hotel rooms or anywhere you have a need for stylish and upscale wastebaskets

Item Number	Description	Capacity	Dimensions	Weight	Colors
66	Round wastebasket	4 gal.	10 1/8" x 11 5/8"	2.6 lb.	SS, BK

Colors: SS-Stainless Steel, BK-Black



Aluminum Series

Adds an upscale and modern look to your facility

- Ideal for convention centers, suites in arenas and stadiums, malls, office complexes; virtually anywhere
- Designed of heavy gauge aluminum
- Corrosion-resistant and fire safe
- Available in two finishes, Satin Clear Coat or Silver Vein
- Silver Vein has a speckled finish that is highly scratch resistant
- Satin finish is free from blemishes and spinning lines
- The two-piece design creates an overlap area and eliminates the visibility of plastic liners
- Comes standard with rigid plastic liner
- Hole openings measure 8.25" for the AL18's and 9" for the AL35 units

Item Number	Description	Capacity	Dimensions	Weight	Colors
AL18	Aluminum receptacle w/ plastic liner	24 gal.	15" x 30.5"	23 lb.	CLR, SVN
AL35	Aluminum receptacle w/ plastic liner	35 gal.	18" x 32"	35 lb.	CLR, SVN

Colors: CLR-Satin Clear Coat, SVN-Granite (Silver Vein)



Aluminum Series Recycling

An elegant solution for your indoor recycling needs

- Ideal for convention centers, suites in arenas and stadiums, malls, office complexes; virtually anywhere
- Designed of heavy gauge aluminum
- Corrosion-resistant and fire safe
- Available in Satin Clear Coat finish
- Satin finish is free from blemishes and spinning lines
- The two-piece design creates an overlap area and eliminates the visibility of plastic liners
- Comes standard with rigid plastic liner
- Hole openings measure 8.25" for the AL18's and 9" for the AL35 units
- Recycle decal included



Item Number	Description	Capacity	Dimensions	Weight	Colors
AL18-CLR-R	Aluminum receptacle w/ plastic liner	24 gal.	15" x 30.5"	23 lb.	CLR
AL35-CLR-R	Aluminum receptacle w/ plastic liner	35 gal.	18" x 32"	35 lb.	CLR





Stainless Steel Wastewatchers

Combines modern style with ultra utility

- Choose from swing or push tops
- Made of durable stainless steel
- ADA and OSHA compliant
- Optional heavy-duty plastic liners available
- Classic and functional
- Helps contain odors



Standard Wastewatchers

- Classic and functional
- Helps contain odors
- Available in three sizes and colors
- Optional heavy-duty plastic liner available
- Perfect for hotels, casinos and office lobbies



Item Number	Description	Capacity	Dimensions	Weight	Colors
1311HT	Swing top hamper and top	13 gal.	13" x 13" x 29"	18 lb.	AL, SL, WH, SS
13HT	Push top hamper and top, stainless steel	13 gal.	13" x 13" x 29"	20 lb.	SS
1411HT	Swing top hamper and top	21 gal.	15" x 15" x 38"	24 lb.	AL, SL, WH, SS
21HT	Push top hamper and top, stainless steel	21 gal.	15" x 15" x 37"	27 lb.	SS
1511HT	Swing top hamper and top	36 gal.	19" x 19" x 39"	33 lb.	AL, SL, WH, SS
36HT	Push top hamper and top	36 gal.	19" x 19" x 37"	34 lb.	SS

Colors: WH-White, AL-Almond, SS-Stainless Steel, SL-Slate



Square Fiberglass Food Court Series

Designed to withstand the daily rigors of food courts

- Molded tops accommodate baskets and trays up to 20" square
- Push doors offer increased environmental protection
- Plastic liner included with each unit
- Optional edge protection available
- 47 gallon receptacle comes standard with a side door

Item Number	Description	Capacity	Dimensions	Weight	Colors
77S-2040FC	Food court trash receptacle with plastic liner	24 gal.	20" x 40"	42 lb.	Refer to color chart on P53
77S-2040FCD	Food court trash receptacle with push door and plastic liner	24 gal.	20" x 40"	42 lb.	Refer to color chart on P53
77S-2444FC	Food court trash receptacle with service door and plastic liner	47 gal.	24" x 44"	90 lb.	Refer to color chart on P53
77S-2444FCD	Food court trash receptacle with side door service access and push door trash opening and plastic liner	47 gal.	24" x 44"	90 lb.	Refer to color chart on P53
77C-2347FC	Food court receptacle with plastic liner	45 gal.	23" x 47"	55 lb.	Refer to color chart on P53



Ash Receivers

Keep the butts in the can

- Clean inconspicuous design
- Available in a variety of sizes and shapes
- Waste receptacle/Ash Urn available

Item Number	Description	Capacity	Dimensions	Weight	Colors
8S-1020A	Fiberglass Round Ash Urn	N/A	10" x 20"	10 lb.	Refer to color chart on P53
8C-1225A	Fiberglass Round Ash Urn	N/A	12" x 25"	12 lb.	Refer to color chart on P53
8C-1630A	Fiberglass Round Ash Urn	N/A	16" x 30"	17 lb.	Refer to color chart on P53
8C-1225AT	Fiberglass Round Ash 'n Trash	5 gal.	12" x 25"	22 lb.	Refer to color chart on P53

Note: Due to printing restrictions, colors may appear differently than what is actually used in the manufacturing of our products

Colors and images are for reference only.

Units are built to order and are non-cancelable and non-returnable.





Convenient access door for easy service

Square Fiberglass Side Entry

- Added capacity for high-volume traffic areas
- Push doors available as an upgrade
- Ideal for schools, colleges, and industry cafeterias
- 47 gallon units come standard with side entry door
- 24 gallon units feature a removable top for servicing
- Plastic liner included with all units

Item Number	Description	Capacity	Dimensions	Weight	Colors
7S-2040T	Trash receptacle with plastic liner	24 gal.	20" x 40"	64 lb.	Refer to color chart on P53
7S-2040TD	Trash receptacle with doors with plastic liner	24 gal.	20" x 40"	66 lb.	Refer to color chart on P53
7S-2040TA	Ash 'n trash receptacle with plastic liner	24 gal.	20" x 40"	64 lb.	Refer to color chart on P53
7S-2040TAD	Ash 'n trash receptacle with doors with plastic liner	24 gal.	20" x 40"	64 lb.	Refer to color chart on P53
7S-2444T	Trash receptacle with plastic liner w/ side door service access	47 gal.	24" x 44"	82 lb.	Refer to color chart on P53
7S-2444TA	Ash 'n trash receptacle with plastic liner and side door service access	47 gal.	24" x 44"	82 lb.	Refer to color chart on P53
7S-2444TAD	Ash 'n trash receptacle with side door service access and push door trash opening and plastic liner	47 gal.	24" x 44"	84 lb.	Refer to color chart on P53



Square Fiberglass Side or Top Entry

- Ideal for when you need to mix or match receptacles
- Optional edge strip available for protection during service
- Tops lift off for servicing
- Plastic liner included with all units

Item Number	Description	Capacity	Dimensions	Weight	Colors
7S-2032T	Trash receptacle with plastic liner	25 gal.	20" x 32"	45 lb.	Refer to color chart on P53
7S-2136T	Trash receptacle with plastic liner	30 gal.	21" x 36"	40 lb.	Refer to color chart on P53
7S-1838T2	Trash receptacle with plastic liner	25 gal.	18" x 38"	40 lb.	Refer to color chart on P53
7S-2032TA	Ash 'n trash receptacle with plastic liner	25 gal.	20" x 32"	45 lb.	Refer to color chart on P53
7S-1838T2A	Ash 'n trash receptacle with plastic liner	25 gal.	18" x 38"	40 lb.	Refer to color chart on P53

Note: Due to printing restrictions, colors may appear differently than what is actually used in the manufacturing of our products. Colors and images are for reference only. Units are built to order and are non-cancelable and non-returnable.





Side Entry or Top Entry Round Fiberglass Constructed of durable fiberglass

- One piece constructed units available for a sleek, smooth design
- Two piece units offer a removable top for easy servicing
- Optional edge strip protects top from damage
- Rigid plastic liner supplied with all units

Item Number	Description	Capacity	Dimensions	Weight	Colors
7C-1623T	Fiberglass receptacle, top entry, with plastic liner	16 gal.	16" x 23"	24 lb.	Refer to color chart on P53
7C-1630TD	Fiberglass receptacle w/push door, with plastic liner	21 gal.	16" x 30"	27 lb.	Refer to color chart on P53
7C-1630T	Fiberglass receptacle, with plastic liner	21 gal.	16" x 30"	27 lb.	Refer to color chart on P53
7C-1830TD	Fiberglass receptacle w/push door, with plastic liner	21 gal.	18" x 30"	27 lb.	Refer to color chart on P53
7C-1830T	Fiberglass receptacle, with plastic liner	21 gal.	18" x 30"	27 lb.	Refer to color chart on P53
7C-1831T	Fiberglass receptacle, with plastic liner	25 gal.	18" x 31"	28 lb.	Refer to color chart on P53
7C-1838T2A	Fiberglass ash n trash receptacle, two side entry, with plastic liner	25 gal.	18" x 38"	29 lb.	Refer to color chart on P53
7C-1838T2	Fiberglass receptacle, two side entry, with plastic liner	25 gal.	18" x 38"	29 lb.	Refer to color chart on P53
7C-1838T	Fiberglass receptacle, side entry, with plastic liner	25 gal.	18" x 38"	29 lb.	Refer to color chart on P53
7C-2032T	Fiberglass receptacle, with plastic liner	27 gal.	20" x 32"	33 lb.	Refer to color chart on P53
7C-2034T	Fiberglass receptacle, with plastic liner	27 gal.	20" x 34"	34 lb.	Refer to color chart on P53
7C-2040T	Fiberglass receptacle, with plastic liner	27 gal.	20" x 40"	35 lb.	Refer to color chart on P53
7C-2436T	Fiberglass receptacle, top entry, with plastic liner	50 gal.	24" x 36"	52 lb.	Refer to color chart on P53

Note: Due to printing restrictions, colors may appear differently than what is actually used in the manufacturing of our products. Colors and images are for reference only. Units are built to order and are non-cancelable and non-returnable.



008L



Stainless Steel

Optional removeable plastic liner available (36R)



008L



Slate

008H



Almond

The Classic Series

Secure enough for the most confidential waste materials

- Includes tumbler lock and two keys or a hasp closure
- When security is an absolute necessity
- Available in Stainless Steel, painted Slate and Almond
- Molded plastic liner is available

Item Number	Description	Capacity	Dimensions	Ship Wt.	Colors
008L	Classic security receptacle with lock and key	36 gal.	18" x 18" x 37 1/2"	40 lb.	AL, SL, SS
008H	Classic security receptacle with hasp closure	36 gal.	18" x 18" x 37 1/2"	40 lb.	AL, SL
36R	36 Gallon black plastic liner	36 gal.	17" x 17" x 27"	7.5 lb.	Black

Colors: AL-Almond, SL-Slate, SS-Stainless Steel

Platinum Series



Removable nylon drawstring bag included with 36PSS

Modified Series



Platinum and Modified Series

Don't risk confidential information ending up in the wrong place

- Includes lock and two keys
- A smart choice for technology centers, financial institutions, healthcare organizations, executive areas, government facilities or wherever security is paramount
- 36PSS comes standard with a nylon drawstring bag or optional rigid plastic liner available (36R)
- Slip resistant rubber feet for added stability

Item Number	Description	Capacity	Dimensions	Weight	Colors
36PSS	Platinum Security Receptacle	36 gal.	18" x 20" x 31"	35 lb.	CB, LG, PT
24MSR	Modified Security Receptacle	24 gal.	15" x 15" x 24"	24 lb.	CB, LG, PT
28MSR	Modified Security Receptacle	28 gal.	15" x 15" x 28"	27 lb.	CB, LG, PT
32MSR	Modified Security Receptacle	32 gal.	15" x 15" x 32"	31 lb.	CB, LG, PT

Colors: CB-Charcoal, LG-Light Gray, PT-Putty




Standard Ash Urns and The Smoker's Mirage Subtle and Understated Ash Receptacles

- Urns can be used indoors or outdoors
- Constructed of heavy gauge galvanized steel



- All-Steel fire-safe cigarette receptacle will not melt or burn and requires no sand or water
- Large capacity, 4.5 gallon removable galvanized steel container conceals more than 4000 disposed cigarette butts
- Optional Witt Message Center, anchor and lock kit available



Item Number	Description	Capacity	Dimensions	Weight	Colors
2000	Ash urn	N/A	10" x 20"	6 lb.	BK, SVN
3000	Ash-n-trash urn with galvanized liner	3 gal.	10" x 25"	9 lb.	BK, SVN
MSK	Smoker's Mirage	4.5 gal.	16" x 16" x 39"	18 lb.	BK, HCC
MSK-MC	Smoker's Mirage Message Center	N/A	holds 8.5"x11"	6.5 lb.	BK

Colors: SVN-Granite (Silver Vein), BK-Black, HCC-Hammered Charcoal

Fiberglass Ash Receivers Keep the butts in the can

- Clean inconspicuous design
- Available in a variety of sizes and shapes
- Waste receptacle/Ash Urn available



Stadium Series Unique and Branded solutions

- Multi-Purpose ash and trash design
- Customized with your team or company logo
- Ability to match your colors for a truly custom product
- Durable TGIC powder-coated paint finish for indoor or outdoor use



Item Number	Description	Capacity	Dimensions	Weight	Colors
8S-1020A	Fiberglass Round Ash Urn	N/A	10" x 20"	10 lb.	Refer to color chart on P53
8C-1225A	Fiberglass Round Ash Urn	N/A	12" x 25"	12 lb.	Refer to color chart on P53
8C-1630A	Fiberglass Round Ash Urn	N/A	16" x 30"	30 lb.	Refer to color chart on P53
8C-1225AT	Fiberglass Round Ash Urn	N/A	12" x 25"	12 lb.	Refer to color chart on P53
7C-2436TA	Fiberglass Round Trash Receptacle	7.5 gal.	24" x 36"	45 lb.	Refer to color chart on P53
SCAT-01	Standard ash-n-trash unit with plastic liner	20 gal.	15.5" x 39.5"	26 lb.	Refer to color chart on P52
SCAT-02	Custom logo ash-n-trash unit with plastic liner	20 gal.	15.5" x 39.5"	26 lb.	Refer to color chart on P52

Note: Due to printing restrictions, colors may appear differently than what is actually used in the manufacturing of our products Colors and images are for reference only. Stadium and Fiberglass units are built to order and are non-cancelable and non-returnable.





Galvanized Metal

- Stands up to the most severe weather conditions in any environment
- Carefully manufactured from prime, heavy gauge galvanized steel
- Feature deep body corrugation for superior strength and durability
- Recessed can bottom design limits floor contact.
- Corrugated galvanized lids fit securely
- Heavy duty cans and lids meet government specification.

Item Number	Description	Capacity	Dimensions	Weight	Colors
10GPC	27 Gauge Light duty 10 gal. pail	10 gal	16" dia x 17.25" high	7.2 lb.	Galvanized
10GPCL	27 Gauge Light duty 10 gal. pail & Lid	10 gal.	16" dia x 18.75" high	7.2 lb.	Galvanized
10GPL	27 Gauge Light duty 10 gal. lid	NA	16" dia x 2.75" high	1.25 lb.	Galvanized
WCD20C	27 Gauge Light duty 20 gal. can	20 gal.	17.5" dia x 23" high	7.5 lb.	Galvanized
WCD20L	27 Gauge Light duty 20 gal. lid	NA	18" dia x 5" high	2 lb.	Galvanized
WCD20CL	27 Gauge Light duty 20 gal can/lid	20 gal.	17.5" dia x 25.25" high	9.5 lb.	Galvanized
WCD24C	27 Gauge Light duty 24 gal can	24 gal.	19.5" dia x 23.5" high	9.5 lb.	Galvanized
WCD24L	27 Gauge Light duty 24 gal lid	NA	20" dia x 5" high	2 lb.	Galvanized
WCD24CL	27 Gauge Light duty 24 gal can/lid	24 gal.	19.5" dia x 25" high	11.5 lb.	Galvanized
WMD24C	25 Gauge Medium duty 24 gal can	24 gal.	19.5" dia x 23.5" high	13 lb.	Galvanized
WMD24L	25 Gauge Medium duty 24 gal lid	NA	20" dia x 5" high	2 lb.	Galvanized
WMD24CL	25 Gauge Medium duty 24 gal can/lid	24 gal.	19.5" dia x 25" high	15 lb.	Galvanized
WHD24C	23 Gauge Heavy duty 24 gal can	24 gal.	19.5" dia x 23.5" high	14.5 lb.	Galvanized
WHD24L	23 Gauge Heavy duty 24 gal lid	NA	20" dia x 5" high	3 lb.	Galvanized
WHD24CL	23 Gauge Heavy duty 24 gal can/lid	24 gal.	19.5" dia x 25" high	17.5 lb.	Galvanized
WCD32C	27 Gauge Light duty 32 gal can	32 gal.	21.25" dia x 26.25" high	9.5 lb.	Galvanized
WCD32L	27 Gauge Light duty 32 gal lid	NA	21.5" dia x 4" high	2.5 lb.	Galvanized
WCD32CL	27 Gauge Light duty 32 gal can/lid	32 gal.	21.25" dia x 27.5" high	21.4 lb.	Galvanized
WMD32C	25 Gauge Medium duty 32 gal can	32 gal.	21.25" dia x 26.25" high	13.5 lb.	Galvanized
WMD32L	25 Gauge Medium duty 32 gal lid	NA	21.5" dia x 4" high	2.5 lb.	Galvanized
WMD32CL	25 Gauge Medium duty 32 gal can/lid	32 gal.	21.25" dia x 27.5" high	16 lb.	Galvanized
WHD32C	23 Gauge Heavy duty 32 gal can	32 gal.	21.25" dia x 26.25" high	18 lb.	Galvanized
WHD32L	23 Gauge Heavy duty 32 gal lid	NA	21.5" dia x 4" high	3.15 lb.	Galvanized
WHD32CL	23 Gauge Heavy duty 32 gal can/lid	32 gal.	21.25" dia x 27.5" high	21.4 lb.	Galvanized





Galvanized Pails

- Manufactured from zinc rich galvanized steel
- Unique triple interlocking "Gordon Seam" forms a six layer side security seam
- The smooth top pail edge is reinforced with a continuous covered rim wire
- Bail is securely attached to the top bail rim
- All pail bottoms are recessed to limit pail to surface contact
- The 2qt. and 5qt. models feature single seam construction
- Water tight sealing application available

Item Number	Description	Capacity	Dimensions	Weight	Colors
W2QTG	2 quart galvanized steel pail	2 qt.	6" dia x 5.75" high	.5 lb.	Galvanized
W5QTG	5 quart galvanized steel pail	5 qt.	8.75" dia x 7.25" high	1 lb.	Galvanized
W10100	10 quart galvanized steel pail	10 qt.	10.25" dia x 9.25" high	2 lb.	Galvanized
W10120	12 quart galvanized steel pail	12 qt.	10.75" dia x 10.25" high	2.25 lb.	Galvanized
W10161	16 quart galvanized steel pail	16 qt.	14" dia x 8.25" high	2.5 lb.	Galvanized



Galvanized Tubs

- For shop use, as parts containers, nursery stock tubs, pet bath care, lawn and garden or a host of other uses
- Our large 15 and 19 gallon tubs are produced from heavy, zinc rich galvanized steel
- Featuring six layer interlocked side seams, recessed corrugated bottoms, and dual drop side handles
- Security covered wire reinforced rim adds strength and durability to the top edge
- Water tight sealing application standard

Item Number	Description	Capacity	Dimensions	Weight	Colors
W14200	15 gallon galvanized steel tub, bundled	15 gal.	21.5" dia x 10.75" high	6 lb.	Galvanized
W14300	19 gallon galvanized steel tub, bundled	19 gal.	24.25" dia x 11" high	6.5 lb.	Galvanized

SC55DT



SC55FT



SC55HT



SC55HT-RSS



SC55HT-RHS



SC55FT-RHS



SC35FT



SC20FT-RC



SC20FT-RP



SC20FT



SC10FT



Item Number	Description	Dimensions	Weight	Colors
SC55DT	Dome top for 55 gallon Stadium Series	ID = 24.75"	7 lb.	BK
SC55FT	Flat top for 55 gallon Stadium Series	ID = 24.75"	4 lb.	BK
SC55HT	Hoodtop for 55 gallon Stadium Series	ID = 24.75"	7 lb.	BK
SC55HT-RHH	Hood top for 55 gallon Stadium Series recycle unit - Hole/Hole Openings	ID = 24.75"	7 lb.	BK
SC55HT-RSS	Hood top for 55 gallon Stadium Series recycle unit - Slot/Slot Openings	ID = 24.75"	7 lb.	BK
SC55HT-RHS	Hood top for 55 gallon Stadium Series recycle unit - Hole/Slot Openings	ID = 24.75"	7 lb.	BK
SC55FT-RHS	Flat top for 55 gallon Stadium Series recycle unit - Hole/Slot Openings	ID = 24.75"	4 lb.	BK
SC35FT	Flat top for 35 gallon Stadium Series	ID = 19.75"	4 lb.	BK
SC10FT	Flat top for 10 gallon Stadium Series	ID = 13.5"	2 lb.	BK
SC20FT-RC	Single Hole Flat top for 20 gallon Stadium Series	ID = 16.31"	3 lb.	BK
SC20FT-RP	Single Slot Flat top for 20 gallon Stadium Series	ID = 16.31"	3 lb.	BK
SC20FT	Flat top for 20 gallon Stadium Series	ID = 16.31"	3 lb.	BK

Colors: BK-Black





Item Number	Description	Dimensions	Weight	Colors
5555	Painted or galvanized dome top	ID = 23.75"	11 lb.	BK, GN, DB, BN Galvanized
3434G	Galvanized dome top - fits Witt 32 gallon receptacles	ID = 21.25"	11 lb.	Galvanized
FT256G	Galvanized flat top	ID = 24.00"	7.5 lb.	Galvanized
FT255P	Flat top painted	ID = 24.00"	6 lb.	GN
DD-200	Galvanized four wheel can dolly	ID = 24.00"	15 lb.	Galvanized
SWT55	Swing top painted	ID = 23.75"	11 lb.	GN, BL BK
M2401-ATL	Ash urn lid	ID = 18.75"	5 lb.	BK, BN, GN
M2401-DTL	Dome top lid	ID = 18.75"	5 lb.	BK, BN, GN
M2401-FTL	Flat top lid	ID = 18.75"	3 lb.	BK, BN, GN
M2401-RCL	Rain cap lid	ID = 18.75"	6 lb.	BK, BN, GN
M3601-ATL	Ash urn lid	ID = 23.75"	7 lb.	BK, BN, GN
M3601-DTL	Dome top lid	ID = 23.75"	9 lb.	BK, BN, GN
M3601-FTL	Flat top lid	ID = 23.75"	5 lb.	BK, BN, GN
M3601-RCL	Rain cover lid	ID = 23.75"	7 lb.	BK, BN, GN

Colors: DB-Dark Blue, GN-Green, BK-Black, BN-Brown

Durable Protective Coated Base

Added protection for your receptacle and the ground it stands upon

- Exclusive option available only from Witt
- Available on most outdoor receptacles
- Extends the life of the receptacle
- Prevents abrasion to receptacle base
- Protects pavement below receptacle
- Color matched to receptacle for blended appearance
- Raises the can for slightly higher profile



Covington Collection COV40 With Protective Coated Base



Stadium Series SC55 With Protective Coated Base





Lid retainer kit



Anchor kit

Item Number	Description	Dimensions	Weight	Colors
13R	Rigid plastic liner, 13 gal.	11" x 11" x 20"	3.5 lb.	Black
21R	Rigid plastic liner, 21 gal.	13" x 13" x 27"	5 lb.	Black
36R	Rigid plastic liner, 36 gal.	17" x 17" x 27"	7.5 lb.	Black
SC10LBK	Rigid plastic liner, 10 gal.	12.25" x 26"	4 lb.	Black
20LBK	Rigid plastic liner, 20 gal.	16" x 29.75"	5 lb.	Black
35LBK	Rigid plastic liner, 35 gal.	19.5" x 32.75"	8 lb.	Black
55LBK	Rigid plastic liner, 55 gal.	23.75" x 33.25"	13 lb.	Black
ANCHORKIT	Anchor kit for outdoor units	N/A	N/A	N/A
LIDKIT	Lid retainer kit for outdoor units	N/A	N/A	N/A
SMB24L	24 gallon SMB liner black	14.5" x 27.5"	5 lb.	Black
SMB32L	32 gallon SMB liner black	19.25" x 27"	9 lb.	Black
SMB36L	36 gallon SMB liner black	20.25" x 30"	10 lb.	Black

Below items are not pictured.

Item Number	Description	Dimensions	Weight	Colors
12DTL	Dome top liner only	14 " x 22"	5 lb.	Galvanized
15DTL	Dome top liner only	14 " x 27"	6.2 lb.	Galvanized
20DTL	Dome top liner only	16" x 29"	8 lb.	Galvanized
2946	Master key for 007 and 008 locks	N/A	N/A	N/A

Available Recycling Decals

CANS

PDE-01CA

PAPER

PDE-02PA



LABEL55RWH

GLASS

PDE-01GL

WASTE

PDE-01WA

**RECYCLE**

LABEL55RBK

NEWSPAPER

PDE-02NE

PLASTIC

PDE-03PL

CANS ONLY

PDE-10

BOTTLES

PDE-01BO

PAPER ONLY

PDE-12

RECYCLABLES

PDE-13

Item Number	Description	Size
LABEL55RWH	Decal, universal recycle symbol with word Recycle, white	5.5" dia
LABEL55RBK	Decal, universal recycle symbol with word Recycle, black	5.5" dia
PDE-01CA	Decal, white, CANS	5" x 8"
PDE-01BO	Decal, white, BOTTLES	5" x 8"
PDE-01GL	Decal, white, GLASS	5" x 8"
PDE-02NE	Decal, white, NEWSPAPER	5" x 8"
PDE-02PA	Decal, white, PAPER	5" x 8"
PDE-03PL	Decal, white, PLASTIC	5" x 8"
PDE-03WA	Decal, white, WASTE	5" x 8"
PDE-10	Decal, white, CANS ONLY	7.25" x 1"
PDE-12	Decal, white, PAPER ONLY	7.25" X 1"
PDE-13	Decal, white, RECYCLABLES	7.25" X 1"

Note: Items shown as black, but are described as white are for display purposes only. The actual product is white.



Available Outdoor Recycling Decals



















Note: Items shown with black background are for display purposes only. The actual product is white with no background.











Item Number	Description	Size
LABEL16	Bottles & Cans	1.5" x 15.5"
LABEL17	Recycle	1.5" x 15.5"
LABEL18	Plastic	1.5" x 15.5"
LABEL19	Aluminum	1.5" x 15.5"
LABEL20	Bottles Only	1.5" x 15.5"
LABEL21	Cans Only	1.5" x 15.5"
LABEL22	Newspaper	1.5" x 15.5"
LABEL23	Paper Only	1.5" x 15.5"
LABEL24	Waste Only	1.5" x 15.5"
LABEL25	Glass Only	1.5" x 15.5"



Outdoor Metal Color Options

 ST	 ST	 ST	 ST	 SP	 ST
Silvadillo	Black (Bumper Black)	Green (Evergreen)	Post Office Blue	Safety Yellow	Blue (Blue Streak II)
 ST	 ST	 SP	 SP	 SP	 SP
Red Baron	Brown (Statuary Bronze)	Deep Red	Equipment Green	Ultra Orange	Purple
 ST	 SP	 SP	 SP	ST = Standard colors SP = Special colors that require longer lead times	
Tech White	Stone Gray	Cream	Brass Gold		

Indoor Metal Color Options

					
Olive Green	Light Gray	Black	Chocolate	Slate	White
					
Putty	Dark Blue	Red	Charcoal	Almond	Scarlet Red
					
Copper Vein	Silver Vein				

Note: Due to printing restrictions, colors may appear differently than what is actually used in the manufacturing of our products. Use these color guides for reference only.



Fiberglass Colors



Note: Due to printing restrictions, colors may appear differently than what is actually used in the manufacturing of our products. Use these color guides for reference only.

Color Code Abbreviations

CODE	COLOR
11	Black with Brass Accents
22	Black with Chrome Accents
33	Brass with Black Accents
44	Chrome with Black Accents
AL	Almond
B	Brass
BK	Black
BL	Blue
BN	Brown
CB	Charcoal
CLR	Clear Coat
DB	Dark Blue
G	Galvanized
GN	Green
GR	Graystone
LG	Light Gray
PM	Polished Metal (Chrome)
PT	Putty
RD	Red
SA	Sandstone
SC	Scarlet Red
SL	Slate
SS	Stainless Steel
SVN	Silver Vein (Granite)
WH	White, Whitestone
YE	Yellow



DURABILITY | SERVICE | INNOVATION
Proudly Made in America Since 1887



This Witt catalog was provided by:



4600 N. Mason-Montgomery Rd. | Mason, OH 45040
1.800.543.7417 | Fax: 877.891.8200 | E-mail: sales@witt.com

www.witt.com

