

KÄRCHER

makes a difference



Commercial Floor Care 2015

Professional



Determination and Partnerships are the keys to success.

Achieving success requires three ingredients: self-confidence, good training and a clear goal. In today's fast-paced world, reaching your goal without help is difficult. More than ever, success depends on a strong partnership. You'll want to team with somebody whose capabilities you trust, whose equipment is manufactured to the highest quality standards and whose attention to detail and professionalism is top-notch. You'll want to partner with a company like Kärcher; working together, you will achieve your goals quickly and efficiently.



Table of contents

Scrubbers	Page	8	Sweepers	Page	66
Scrubber Accessories	Page	36	Vacuums	Page	78
Scrubber Cleaning Heads	Page	44	Speciality Cleaners	Page	102
Extractors	Page	48			

Each industry requires different solutions.

In the beginning, there is the customer. Your goal is to fulfill his or her requirements so you end up with a satisfied customer. The Kärcher name is synonymous with worldwide customer satisfaction across a diverse range of applications. Our research team is continuously collecting, evaluating and interpreting information on all relevant industries in order to develop innovative and efficient solutions. This is known as the Kärcher system - a proven method of meeting (and exceeding) the needs of our customers through the combined expertise of our staff...and yours.



Professionals turn to the Kärcher system.

Cleaning involves an infinite number of applications. Universal cleaning machines exist, but they can't possibly meet the specific requirements of each professional industry alone. The Kärcher system offers tough machines for tough jobs in a variety of sectors dependent upon reliability and efficiency including agriculture, construction, transportation and municipalities. These factors

are especially important in the healthcare, catering and food industry sectors, where uncompromising compliance with hygiene regulations is a key focus.

Kärcher customers rely on other important factors such as low noise levels, light weight and easy maneuverability, particularly in

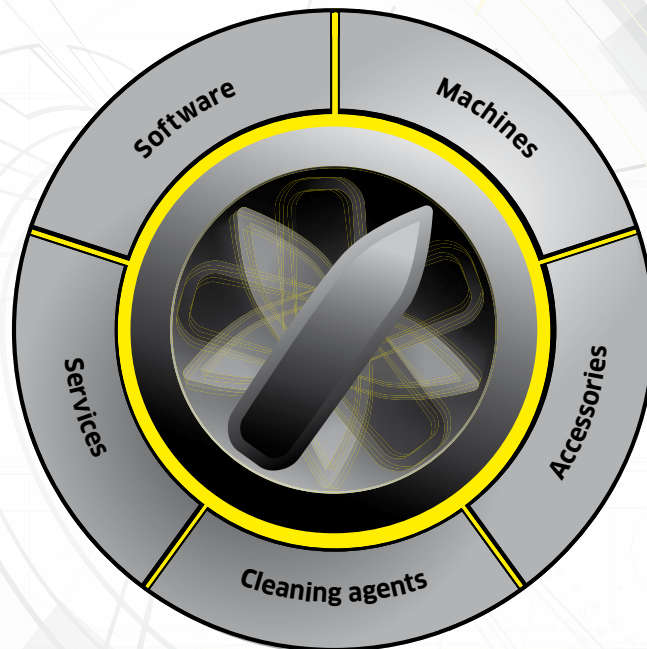


office buildings and the hospitality industry. We strive for efficiency and sustainability in order to reduce the costs associated with energy, water, filter bags and cleaning detergent consumption – factors that are extremely important for contract cleaners. Professionals across all industries expect technical expertise in conjunction with top notch consulting experience. Kärcher is geared to meet

these high demands by providing flexible offers on leasing, financing, rental and purchase of equipment, coupled with 24/7 service, quick response and short routes. When you team with Kärcher, you are partnering with a global market leader committed to being the system supplier professionals turn to.

The Kärcher System.

The Kärcher system is based around the idea of working together to find solutions for accomplishing goals. The supplier-user relationship is strengthened through an innovative product lineup combined with efficient services. The result? An optimized system: the Kärcher system. By using this system, the most important – and ideally, all – requirements and needs of the customer are fulfilled completely.



The Kärcher System focuses on demand.

As a system supplier, Kärcher does not want to offer everything – only what users need for their individual cleaning systems. A wide range of products may appear impressive, but is unnecessary. With the Kärcher system, actual demand is what drives our product line. We offer an efficient mix of machines, accessories,

cleaning detergents, services and software that can be integrated into our user's standard operating procedures. The principle behind the Kärcher system is simple: quality over quantity. The right balance for your cleaning needs.

Services



Software



Machines & Accessories



Cleaning Agents



Solutions instead of products: that's the Kärcher system.


Customer satisfaction is Kärcher's top priority. We understand that the high demands of our professionals can only be met consistently through a combination of functionality, ruggedness, reliability, cleaning power and efficiency. That's the definition of a perfectly balanced system, and the principle behind the Kärcher system. We are constantly adding further developments and upgrades, making it the perfect choice for your cleaning operation.

Advanced services such as our Kärcher Fleet put contract cleaners one step ahead of the competition. We are constantly improving our product line of Kärcher detergents to ensure they provide excellent cleaning performance and require lower consumption for added value. And new products such as the B 60/10C Mopvac offer innovative solutions for extending your range of applications while providing unprecedented cleaning efficiency.

Scrubber / scrubber driers – programmed to shine.

Kärcher scrubber driers are indispensable assets for all businesses. They are ideal for flawless cleaning and care of both hard and resilient floors, from deep cleaning via maintenance care to polishing. Flawless on flat areas and on the edges. The result is always perfectly cleaned and cared-for floors, with a clean, hygienic gleam.





Brush Colors

Disc brushes and roller brushes come in different colors for easy selection of brushes or discs with the required characteristics: white = soft, black = hard.

1 Sample disc brushes can be ordered with

■ Order No.: 6.907-160.0

2 Sample roller brushes can be ordered with

■ Order No.: 4.762-429.0

3 The round solution for cleaning resilient floors

■ The roller pad is a logical development of the roller system. Pads are available in different degrees of hardness for diverse floor coverings for cleaning and polishing.

	Roller brush system BR		Microfiber roller	Disc system		
	Brush	Pad		Brush	Pad	Microfiber pad
Basic cleaning						
Linoleum	■	■		■	■	
PVC, vinyl, synthetic resin coatings	■ ■	■		■	■	
Dark marble, granite, smooth ground terrazzo	■	■		■	■	
Light/white marble	■			■		
Granite, porphyry, stone carpet - structured	■					
Tiles, glazed bricks	■ ■	■		■	■	
Fine stoneware	■ ■	■	■	■	■	□
Studded rubber	■					
Carpets	■			■		
Maintenance cleaning						
Linoleum	■	■	■	■	■	□
PVC, vinyl, synthetic resin coatings	■	■	■	■	■	□
Marble, granite, smooth ground terrazzo	■	■	■	■	■	□
Granite, porphyry, stone carpet - structured	■					
Tiles, glazed bricks	■	■	■	■	■	□
Fine stoneware	■	■	■	■	■	□
Studded rubber	■			■	■	
Diamond cleaning system						
Synthetic resin coatings, PUR					■ ■	
Marble, granite; terrazzo, travertine, ground					■ ■	
Polishing						
Linoleum	□	■		□ ■	■ ■	
PVC, vinyl, synthetic resin coatings	□	■		□ ■	■ ■	
Marble, granite, smooth ground terrazzo	□	■		□ ■	□ ■ ■	
Granite, porphyry, stone carpet - structured						
Sealed parquet	□	■		□	■ ■	
Studded rubber	□			□		
Terracotta	□			■		
Interim cleaning						
Carpets						□
Crystallising						
Marble, terrazzo and other lime-based floor coverings	■ ■				■ ■	
Pad and brush colors						

□ White ■ Beige ■ Natural ■ Yellow ■ Blue ■ Green ■ Red ■ Silver ■ Black □ Blue/white (microfiber) ■ Bronze ■ Orange ■ Brown ■ Violet

1) For shiny marble (alkalinity < pH 11). 2) For removing cement residues. 3) Only disc system.

BDS 43/175 C, BDS 51/175 C, BDS 51/175-300 C



Engineered for rugged dependability.

Kärcher's line of commercial-duty floor machines are built to endure the rigorous demand of commercial cleaning with rugged construction and durable time-tested components. Utilizing cast aluminum housings rather than poly or stamped frames, the BDS machines are available in single and dual speed models.



1 Performance

- New startup capacitor and run capacitor are more robust for greater efficiency operation
- Single motor with new die cast aluminum housing for smoother operation and better protection of the machine
- Single and dual speed models available

2 Convenient

- New, stronger handle housing for smoother operation and longer life.
- Fully adjustable handle height system for ease of use
- Large non-marking wheels for hygiene, easy transport and protection of flooring

3 Safety

- New cord strain relief system minimizes cord breaks, kinks and tears
- Mechanical safety interlock prevents accidental start-ups
- Built-in circuit breaker protects the motor

Technical data and equipment

	BDS 43/175 C	BDS 51/175 C	BDS 51/175-300 C
	<ul style="list-style-type: none"> ■ 66" frame, AC motor ■ Dual capacitors for high-efficiency operation ■ Rugged cast aluminum base full protective bumper 	<ul style="list-style-type: none"> ■ All-steel triple planetary gear transmission ■ Sure grip handle height adjustment ■ Durable cast aluminum switch housing 	<ul style="list-style-type: none"> ■ Adjustable handle height ■ Two speeds for increased productivity ■ Cast aluminum base
Technical data			
Pad speed	175 rpm	175 rpm	175-300 rpm
Pad diameter	17" (430 mm)	20" (510 mm) for Dual Speed Machine	20" (510 mm) with Clutch Plate
Pad drive diameter	16" (410 mm) Rigid	19" (480 mm)	19" (480 mm)
Optional brushes	Nylon, Polypropylene, mild or aggressive grit	Nylon, Polypropylene, mild or aggressive grit	Nylon, Polypropylene, mild or aggressive grit
Motor	1.5 hp single speed, 175 rpm	1.5 hp single speed, 175 rpm	1.75 hp (1305 watt), dual speed, 300 rpm, DC
Construction	Die cast aluminum motor base and handle housing	Die cast aluminum motor base and handle housing	Die cast aluminum motor base and handle housing
Hand tube	1.5" (4 cm) cold rolled steel and non-marking PVC grips	1.5" (4 cm) cold rolled steel and non-marking PVC grips	1.5" (4 cm) cold rolled steel and non-marking PVC grips
Wheels	Two, 5" (127 mm) x 1.25" (30 mm) non-marking	Two, 5" (127 mm) x 1.25" (30 mm) non-marking	Two, 5" (127 mm) x 1.25" (30 mm) non-marking
Electric rating	115 V, 60 Hz	115 V, 60 Hz	115 V, 60 Hz
Weight	112 lbs (51 kg)	112 lbs (51 kg)	112 lbs (51 kg)
Dimensions (L x W x H)	23" x 18" x 47" (580 mm x 460 mm x 1190 mm)	24.5" x 21" x 47" (620 mm x 530 mm x 1190 mm)	24.5" x 21" x 47" (620 mm x 530 mm x 1190 mm)
Equipment			
High mounted handle lock / Height adjustment	■ n	■ n	■ n
Heavy duty construction, Non-marking PVC bumper	■ n	■ n	■ n
Dual main switch levers	■ n	■ n	■ n
Thumb activated safety interlock	■ n	■ n	■ n
Order No.	1.009-091.0	1.009-092.0	1.009-094.0

■ Included in delivery.

Options		BDS 51/175 C, BDS 51/300 C	
BDS 43/175 C			
Order No.	Description	Order No.	Description
8.600-012.0	Pad Driver, 17" with Clutch Plate, Floor Machine	8.628-429.0	Pad Driver, 20" for Dual Speed Machine
8.600-507.0	Lock, pad center snap, two step	8.628-430.0	Pad Driver, 20" with Clutch Plate, Floor Machine
8.600-062.0	Polisher tank kit	8.600-507.0	Lock, pad center snap, two step
8.600-011.0	Brush, 17" POLY W/CP U19564	8.600-062.0	Polisher tank kit
8.600-014.0	Brush, 17" NYL.POL W/CP U19563	8.628-379.0	Brush, 20" NYL.POL. W/CP U19555
8.628-380.0	Brush, 17" NYL.SCRUB W/CP U19562	8.628-377.0	Brush, 20" NYL.SCRUB W/CP U19554
8.600-013.0	Brush, 17" MILD GRIT W/CP U19565	8.628-378.0	Brush, 20" MILD GRIT W/CP U19557
8.628-371.0	Brush, 17" AGG. GRIT W/CP U19566	8.628-369.0	RSBrush, 20" AGG.GRIT W/C.P. U19558
8.625-258.0	Sanding disk, 17"	8.625-259.0	Sanding disk, 20"
		8.628-370.0	Brush, 20" POLYPRO W/CP U19556
		8.628-388.0	Brush, 20" CARPET SHAMPOO

BDP 51/1500 C, BDP 51/2000 C



Power and versatility for buffing and polishing.

Kärcher's line of commercial-duty high speed burnishers are engineered with a full-adjustable handle system. Each is designed with a built-in circuit breaker and fuse system to protect the motor. Its rugged case aluminum base and switch housing and non-marking bumper help to protect the machine as well as your facility.

Technical data and equipment

	BDP 51/1500 C	BDP 51/2000 C
	<ul style="list-style-type: none"> ■ 20" burnishing path ■ Low profile design ■ Adjustable handle ■ UL listed to U.S. & Canadian safety standards 	<ul style="list-style-type: none"> ■ Powerful and versatile ■ Passive dust control ■ Built-in circuit breaker and fuse system to protect motor ■ UL listed to U.S. and Canadian safety standards
Technical data		
Working width	20" (510 mm)	20" (510 mm)
Pad Drive diameter	19" (480 mm) Rigid	20" (510 mm) Rigid
Motor	1.75 hp (1305 watt) single speed, permanent magnet DC motor	1.5 hp (1119 watt) single speed, permanent magnet DC motor
Optional brushes	Nylon, Polypropylene, Mild or aggressive grit	Nylon, Polypropylene, Mild or aggressive grit
Pad speed	1500 rpm	2000 rpm
Electric rating	115V, 60 Hz	115V, 60 Hz
Weight	92 lbs (41.5 kg)	81 lbs (37 kg)
Handle tube	1.5" (40 mm) cold rolled steel	1.5" (40 mm) cold rolled steel
Cable	50' (15 m) 14/3 with strain relief	75' (23 m)
Wheels	Four, 5" (127 mm) x 1.25" (30 mm) non-marking	Four, 5" (127 mm) x 1.25" (30 mm) non-marking
Dimensions (L x W x H)	16.5" x 13" x 43.5" (785 mm x 545 mm x 1220 mm)	21.5" x 17" x 46.5" (810 mm x 610 mm x 1230 mm)
Equipment		
High mounted handle lock / Height adjustment	■ n	■ n
Heavy duty construction, Non-marking PVC bumper	■ n	■ n
Dual main switch levers	□	□
Thumb activated safety interlock	□	□
Order No.	9.840-470.0	9.840-468.0

■ Included in delivery. □ Accessories available.

Accessories

High-quality Kärcher accessories feature long service lives and simple handling that lead to excellent results in daily use of the single disc machine.

Optional Accessories

Product name	Order No.	Description
Pad	8.622-247.0	Pad, Driver, 20" Burnisher
Dust Filter Bag	8.600-139.0	Replacement Dust Filter Bag, package of 10 (BDP 51/2000 C)

	Order No.	Description	BDS 43/175 C	BDS 51/175 C	BDS 51/175/300 C	BDP 51/1500 C	BDP 51/2000 C
Disc Brushes							
	8.600-014.0	Brush, 17" (432 mm) Nylon Polishing with Clutch Plate, soft	<input type="checkbox"/>				
	8.628-380.0	Brush, 17" (432 mm) Nylon Scrub with Clutch Plate, medium	<input type="checkbox"/>				
	8.600-013.0	Brush, 17" (432 mm) Mild Grit with Clutch Plate, hard	<input type="checkbox"/>				
	8.628-371.0	Brush, 17" (432 mm) Aggressive Grit with Clutch Plate	<input type="checkbox"/>				
	8.600-011.0	Brush, 17" (432 mm) Polypro with Clutch Plate, soft	<input type="checkbox"/>				
	8.625-258.0	Sanding Disc, 17" (432 mm), medium	<input type="checkbox"/>				
	8.628-379.0	Brush, 20" (508 mm) Nylon Polishing with Clutch Plate, hard		<input type="checkbox"/>	n		
	8.628-377.0	Brush, 20" (508 mm) Nylon Scrub with Clutch Plate		<input type="checkbox"/>	n		
	8.628-378.0	Brush, 20" (508 mm) Mild Grit with Clutch Plate		<input type="checkbox"/>	n		
	8.628-369.0	Brush, 20" (508 mm) Aggressive Grit with Clutch Plate		<input type="checkbox"/>	n		
	8.628-370.0	Brush, 20" (508 mm) Polypro with Clutch Plate		<input type="checkbox"/>	n		
	8.628-388.0	Brush, 20" (508 mm) Nylon carpet shampoo with Clutch Plate		<input type="checkbox"/>	n		
	8.625-259.0	Sanding Disc, 20" (508 mm)		<input type="checkbox"/>	n		
Pad Drivers							
	8.600-012.0	Pad Driver, BDS 43/175 C (17"/432 mm Machines)	<input type="checkbox"/>	n			
	8.628-430.0	Pad Driver, BDS 51/175 C (20"/508 mm Machines)		<input type="checkbox"/>			
	8.628-429.0	Pad Driver, BDP 51/175 C (20"/508 mm Machines)			<input type="checkbox"/>	n	
	8.600-507.0	Center Lock	<input type="checkbox"/>	<input type="checkbox"/>	<input type="checkbox"/>	<input type="checkbox"/>	<input type="checkbox"/>
	8.624-674.0	Center Lock (Blue)	<input type="checkbox"/>	<input type="checkbox"/>	<input type="checkbox"/>	<input type="checkbox"/>	<input type="checkbox"/>
Solution Tanks							
	8.600-062.0	4 Gallon (15 liter) Solution Tank	<input type="checkbox"/>	<input type="checkbox"/>	<input type="checkbox"/>	<input type="checkbox"/>	<input type="checkbox"/>

■ Included in delivery. □ Option

BRS 40/1000 C



All-round scrubbers with the benefits of roller brushes.

These innovative machines with counter-rotating rollers are suitable for deep and maintenance cleaning on hard surfaces and for stripping, crystallising, shampooing and polishing.



1 Will not move of its own accord thanks to counter-rotating rollers.

- Unlike single-disc machines, the machine will not drift.
- Even inexperienced staff can maneuver this machine simply and safely.
- This makes it easy to clean even edges and corners.

2 Low machine height

- Thanks to the horizontally positioned motor, the cleaning head is only 5.3" high, meaning that it can reach under furniture, radiators, partition walls or wall-mounted toilets.

Technical data and equipment

BRS 40/1000 C

- Flattest machine in its class
- With counter-rotating rollers
- Includes a 2.6 gallon fresh water tank

Technical data

Working width	16" (400 mm)
Brushes	Two 16" (400 mm) - Cylindrical
Max. area performance	4,306 ft ² / hr
Motor rating	1100 watts
Pad rotation speed	650 rpm
Power supply	115V, 60Hz
Solution capacity	2.5 gallons (10 l)
Noise level	73 dBA
Power cord	24" (800 mm)
Weight	56 lbs (27kg)
Solution flow	.25-.3 gallons / min (1-1.2 l / min)
Dimensions, base station (L x B x H)	20" x 18" x 47" (520 mm x 470 mm x 250 mm)

Equipment

Traction drive	-
Mains operation	■
Tank, optional	■
Roller brush	□
Transport wheels	■
Order No.	1.783-332.0

■ Included in delivery. □ Accessories available.

Optional Accessories

Product name	Order No.	Description
Roller Brush	4.762-250.0	Roller Brush, white (2 required)
Roller Brush	4.762-458.0	Roller Brush, orange (2 required)
Roller Brush	4.762-251.0	Roller Brush, green (2 required)
Roller Brush	4.762-252.0	Roller Brush, natural bristle (2 required)
Roller Brush	4.762-254.0	Roller Brush, red (includes set of 2)
Roller Brush	4.762-228.0	Roller Brush, black (includes set of 2)
Roller Pad	4.114-004.0	Roller Pad (sleeve not included) (2 required)
Roller Pad	4.762-274.0	Roller Pad, with yellow sleeve (2 required)
Roller Pad	4.762-481.0	Roller Pad, with green sleeve (2 required)
Roller Pad	6.369-724.0	Roller Pad, with red sleeve (2 required)
Roller Pad	6.369-725.0	Roller Pad, with white sleeve (2 required)
Roller Brush	6.369-726.0	Roller Brush, carpet, carpet brush for loop-pile carpets (2 required)
Roller Pad	6.369-727.0	Roller Pad, microfiber (2 required)

BR 30/4 C



For cleaning small areas.

The BR 30/4 C provides a far more efficient and hygienic alternative to manual mopping and scrubbing. Ideal for use on hard floors and tile, the BR 30/4 C has been engineered to be easy to transport and even easier to use and is perfect for use in institutions, restaurants, schools, stores and even homes to maintain the appearance of floors and keep your premises sanitary.



1 High-speed rotating roller brushes

- With 10 times the contact pressure of manual cleaning systems.
- Roller brush also cleans structured surfaces and in crevices.
- Roller assists forward movement for easy cleaning.

2 Instantly dry

- Soft squeegees leave floors instantly dry - in forward and reverse.
- Floor is instantly usable.
- Vacuum can be switched off per foot pedal for intensive cleaning

3 Low 4" Profile

- Allows scrubbing in areas inaccessible to other machines

4 Tanks are removable

- Practical fresh water tank can be removed separately and filled in a small sink.
- Dirty water tank can be removed separately and, for example, emptied into a sink.
- Tanks can be removed separately or together. Includes handle for easy transport.
- Allows scrubbing in areas inaccessible to other machines

Technical data and equipment

BR 30/4 C

- Vacuum-off ability
- Cleans forwards and backwards

Technical data

Working width, brush	12" (300 mm)
Working width, vacuum	12" (300 mm)
Brushes	One, 12" (300 mm) - Cylindrical
Brush diameter	2.4" (60 mm)
Motor rating	1.1 hp (850 W)
Tank (fresh/dirty)	1 gallon (4 l)
Brush contact pressure	1.4 psi (100 g/cm ²) / 16.5 lbs
Brush rotation speed	1550 rpm
Max. area performance	2,150 f ² (200 m ² /h)
Noise level	71 dBA
Vacuum motor	1.1 hp (850 W)
Recovery Capacity	1 gallon (4 l)
Power cord	32.8'
Solution flow	.25-.3 gallons/min (1-1.2 l/min)
Weight	24 lbs (11 kg)
Dimensions (L x W x H)	15.4" x 13" x 46.5" (391 mm x 330 mm x 1181 mm)

Equipment

Roller brush	■	n
2-tank system	■	n
Mains powered	■	n
Manual vacuuming	-	
Microfiber roller	□	
Order No.	1.783-221.0	

■ Included in delivery. □ Accessories available.

Standard Accessories

Product name	Order No.	Description
Roller Brush	4.762-428.0	Roller Brush Complete, BR 30/4
Suction Bar	4.777-420.0	Suction Bar

Optional Accessories

Microfiber Roller Brush	4.762-453.0	Microfiber Roller Brush (1 required)
Roller Brush	4.762-452.0	Roller Brush, white (1 required)
DRoller Brush	4.762-484.0	Roller Brush, orange (1 required)
Roller Brush	4.762-428.0	Roller Brush, medium (1 required)
Squeegee	2.642-662.0	Squeegee, standard, straight (includes set of 2)
Squeegee	4.777-324.0	Squeegee, oil resistant, straight
Carpet Brush	4.762-499.0	Carpet Brush, blue, designed for cleaning carpets (requires 5.033-275.0)
Suction Bar	5.033-275.0	Suction Bar, Carpet Cleaning (2 required), required for using carpet cleaning brush, designed for optimum suction on soft floors

BR 35/12 C Bp



Extremely agile and mobile.

Thanks to the innovative steering concept KART (Kärcher Advanced Response Technology), the BR 35/12 C Bp can clean adjacent to the wall at a 90° angle. If required, it can also do so in reverse. The height-adjustable (telescoping and folding) steering column allows operators of any size to set their ideal working position. The folding steering column makes it easy to secure for transport. Eyelet points are provided and highlighted on the device to provide assistance with this.



1 Perfect means simple and clean

- The fresh water distributor strip of the BR 35/12 C Bp is easy to access and easy to clean. Remounting of the suction lip is easy when changing.

2 Performance is all a matter of setting

- Depending on the floor texture and the task at hand, the contact pressure of the BR 35/12 C Bp can be adjusted in four steps. The machine's handling is adjusted accordingly: the higher the contact pressure, the faster the feed.

3 Brush replacement made easy

- The BR 35/12 C Bp's brush can be replaced with no tools at all, in a matter of seconds, making it easy to always mount the right brush for the job, or to replace a worn brush. Saving lots of time, every time. And that adds up.

4 Quality, piece by piece

- Good ideas deserve high-quality implementation. The high quality workmanship of the BR 35/12 C Bp is apparent. Each individual part is stress tested, as is the fully-assembled device.

5 Color trends for safe operation

- Yellow panels mean daily maintenance. Gray panels highlight service points. The standardized Kärcher Color coding eliminates any confusion and possible oversights.

6 Quick disposal

- The dirty water tank of the BR 35/12 C Bp is easy to detach and can be emptied in practically any available drain.

Technical data and equipment



The roller brush head of the new BR 35/12 C Bp is an outstanding technical innovation: It can be horizontally rotated 200° in both directions around the steering axle. This means that every part of the full circle is covered, finally eliminating blind spots when cleaning. In the parking position, all pressure is taken off the brushes to prevent any damage.

BR 35/12 C Bp

- KART (Kärcher Advanced Response Technology) steering
- Pivoting cleaning head
- Light weight - 77 lbs.
- eco!efficiencyPre-sweep

Technical data

Brush working width	14"
Vacuum working width	18"
Area performance	15,069 ft ² /h
Intake performance	500 W
Fresh water/waste water tank	3 / 3 gallons
Brush speed	700 - 1,500 rpm
Weight (including battery)	77 lbs
Dimensions (L x W x H)	39" x 18" x 51"

Features

Roller brush	■
2-tank system	■
Battery and charger included	■
Variable contact pressure	■
Transport wheels	■
Order number	1.783-454.0

- Included in delivery.

Standard Accessories

Product name	Order No.	Description
Roller Brush	4.037-031.0	Roller Brush, red, medium

Optional Accessories

Disc Brush	4.037-036.0	Roller Brush, white, soft
Disc Brush	4.037-037.0	Roller Brush, orange, high/low
Disc Brush	4.037-038.0	Roller Brush, green, hard
Disc Pad Driver	4.037-039.0	Roller Brush, black, very hard
Pad	4.762-009.0	Roller Pad roller shaft
Pad	6.369-053.0	Roller Pads on sleeve, yellow, soft
Pad	6.369-047.0	Roller Pads on sleeve, red, medium
Pad	6.369-052.0	Roller Pads on sleeve, green, hard
Roller	4.037-040.0	Microfiber roller
Suction Lip Set	4.037-035.0	Suction Lip Set, standard, oil-resistant, polyurethane
Battery	6.654-294.0	Lithium-Ion Battery, 21 Ah

BD 40/12 C Bp



Cleaning made easy.

The new BD 40/12 C Bp has numerous useful features that make cleaning much easier and quicker which saves time and money. Perfectly designed fresh and dirty water tanks make filling and emptying easier. Easy battery charging with on-board charger. The machine is ready for the next cleaning task in minutes, for even more versatility and efficiency.



1 Fast and maneuverable

- The extremely maneuverable BD 40/12 C Bp is ideal for cleaning close to edges. The brush assists forward movement, making the machine easier to maneuver.

2 Simply simple

- Easy to use - suitable for inexperienced users. The BD 40/12 C Bp has three switches on the push handle next to the battery indicator with self-explanatory symbols for ease of use.

3 Whisper-quiet

- The BD 40/12 C Bp with whisper-quiet turbine is ideal for use in hospitals, schools or hotels.

4 Compact and versatile

- Height adjustable folding handle for easy transport and storage.

5 Durability as standard

- The BD 40/12 C Bp features an on-board charger and easy access maintenance-free batteries. A machine that is simply built to last.

6 Immediately dry

- The squeegee moves around the brush head and picks up water also when turning. Soft, oil-proof squeegees glide smoothly across surfaces for optimal vacuuming results. Cleaned surfaces are immediately dry.

7 Slim and elegant

- The BD 40/12 C Bp fits through narrow passages thanks to its slim chassis design.

8 Leakproof

- The integrated solenoid valve immediately closes when brushes stop to prevent cleaning liquid spills on floors.

Technical data and equipment

BD 40/12 C Bp

- Compact and extremely maneuverable
- Battery powered
- Curved squeegee

Technical data

Working width, brush	inches	15"
Working width, suction	inches	18"
Power rating	W	510
Fresh/dirty water tank	gallons	3 / 3
Brush speed	rpm	150
Theoretical area performance	ft²/h	11840
Practical area performance	ft²/h	8880
Battery capacity	V/Ah	24 / 25
Charger voltage	V/Hz	220-240 / 50-60
Weight	lbs	141
Dimensions (L x W x H)	inches	30 x 15 x 22

Equipment

Disc brush	■	n
Filling hose	■	n
Battery powered	■	n
Battery and on-board charger	■	n

Order No. **9.841-227.0**

■ Included in delivery.



Standard Accessories

Product name	Order No.	Description	Image
Disc Brush	6.907-151.0	Disc Brush, red	1
Suction Lip Set	6.680-086.0	Suction Lip Set, oil resistant	2
Battery	8.637-463.0	Battery, 12V, 25 Ah	3

Optional Accessories

Disc Brush	6.907-154.0	Disc Brush, white	4
Disc Brush	6.907-153.0	Disc Brush, natural	5
Disc Brush	6.907-152.0	Disc Brush, black	6
Disc Pad Driver	6.907-150.0	Disc Pad Driver	7
Pad	6.369-003.0	Pad, red (set 5x)	8
Pad	6.369-002.0	Pad, green (set 5x)	9
Pad	6.369-001.0	Pad, black (set 5x)	10
Pad	6.369-959.0	Pad, Microfiber (set 5x)	11

BR 40/10 C Adv



More functions - more possibilities.

The BR 40/10 C Adv thoroughly deep-cleans all your hard floor surfaces then leaves them perfectly dry, safe and hygienic. This compact scrubber is engineered to be easy to transport and even easier to use with snap on wheels that conveniently stow on the operating handle. Ideal for use on hard floors and tile, the BR 40/10 C is perfect for use in institutions, restaurants, schools, stores and even homes to maintain the appearance of floors and keep your premises sanitary.



1 Powerful and fast

- Two roller brushes rotating at high speed with high contact pressure.
- Two squeegees pick up water in forward and reverse.
- Floor is instantly usable.

2 Compact design

- Passes easily under furniture.
- Push handle can be folded in both directions.

Technical data and equipment

BR 40/10 C Adv

- High scrubbing power
- Variable contact pressure
- Includes roller brushes

Technical data

Working width, brush	16" (400 mm)
Brushes	Two 16" (400 mm) - Cylindrical
Brush diameter	3.7" (96 mm)
Down pressure	1.4 - 2.8 psi / 44 lbs - 88lbs
Solution flow	.25-.3 gallons/min (1-1.2 l/min)
Tank (fresh/dirty)	2.5 gallons (10 l)
Brush contact pressure	1.4 - 2.8 psi (100-200 g/cm ²) / 44 - 88 lbs
Brush rotation speed	650 rpm
Max. area performance	4300 ft ² / hr
Vacuum motor	.6 hp (500 W)
Weight	66 lbs (30 kg)
Noise level	71 dBA
Power cord	50'
Dimensions (L x W x H)	20.5" x 18.5" x 47" (520 mm x 470 mm x 1193 mm)

Equipment

Roller brush	■	n
2-tank system	■	n
Mains powered	■	n
Variable contact pressure	■	n
Transport wheels	■	n
Order No.	1.783-312.0	

■ Included in delivery. □ Accessories available.

Standard Accessories

Product name	Order No.	Description
Cord Set	8.632-315.0	Cord Set, 14/3 SJT X 50 FT, yellow
Roller Brush	4.762-458.0	Roller Brush Red
Suction Bar	4.777-323.0	Suction Bar, complete replacement (BR 40/10)

Optional Accessories

Cylindrical Roller	8.635-691.0	16" Chemical-Free Cylindrical Roller (2 required)
Carpet Brush	4.762-254.0	Carpet Brush, blue (2 required)
Suction Bar	4.777-417.0	Suction Bar, carpet cleaning (2 required) - required for using carpet cleaning brush, designed for optimum suction on soft floors
Roller Brush	4.762-250.0	Roller Brush, white (2 required)
Roller Brush	4.762-251.0	Roller Brush, orange (2 required)
Roller Brush	4.762-252.0	Roller Brush, green (2 required)
Roller Brush	4.762-481.0	Roller Brush, black (2 required)
Squeegee Tool	4.777-322.0	Oil resistant squeegee tool (2 required)
Roller Pad Shaft	4.762-228.0	Roller Pad Shaft (2 required for microfiber pads)
Roller Pads	6.369-724.0	Roller Pads, yellow, complete (2 required)
Roller Pads	6.369-726.0	Roller Pads, red, complete (2 required)
Roller Pads	6.369-725.0	Roller Pads, green, complete (2 required)
Roller Pads	6.369-727.0	Roller Pads, white, complete (2 required)
Roller Pads	4.114-004.0	Roller Pad, microfiber

BD/BR 40/25 C Bp



Fast and thorough cleaning for small areas.

These walk-behind scrubber driers are suitable for maintenance cleaning and for quick clean-ups. They are easy to use, compact and highly maneuverable.



1 User friendly

- Self-explanatory icons and a clear control panel make the machine easy to understand, increasing productivity.
- Very short training period thanks to single button control [EASY]
- Fewer controls make the machine easier to use.
- A short wheelbase guarantees maximum maneuverability.
- With large push handles for easy maneuvering.



Technical data and equipment

	BD 40/25 C Bp	BR 40/25 C Bp
	<ul style="list-style-type: none"> ■ 1 disc ■ Low noise 	<ul style="list-style-type: none"> ■ 2 rollers ■ Corrosion-free frame ■ Low noise
Technical data		
Brush working width	16" (400 mm)	16" (400 mm)
Working width, vacuum ¹⁾	30.3" (770 mm)	30.3" (770 mm)
Tank (fresh/dirty)	6.6 gallon (25 l)	6.6 gallon (25 l)
Max. area performance	17,222 ft ² /hour	17,222 ft ² /hour
Pad rotation speed	160 rpm	1350 rpm
Brush contact pressure	.5 psi (36 g/cm ²) / 88 lbs	3.6 psi (250 g/cm ²) / 56.6 lbs x 2
Motor rating	1200 W	1200 W
Weight	134 lbs	121 lbs
Battery	24 V	24 V
Dimensions (L x W x H)	31.5" x 22.5" x 32.5" (800 mm x 575 mm x 830 mm)	31.5" x 22.5" x 32.5" (800 mm x 575 mm x 830 mm)
Equipment		
Roller brush	-	■
Disc brush	■	-
Tank-in-tank system	■	■
2-tank system	-	-
Mains operation	-	-
Battery operation	■	■
Battery and charger included	■ ^m	■ ⁿ
Order No.	9.841-094.0 / -095.0	9.841-092.0 / -093.0

■ Included in delivery. ¹⁾ 105 a/h, low-maintenance. ²⁾ 100 a/h, AGM low-maintenance.

Accessories

Standard Accessories

Product Name	Product No.	Description
Roller Brush	4.762-458.0	Roller Brush, Red, Complete (2 Required) for BD 40/25 C Bp Scrubbers (9.841-092.0 and 9.841-093.0)
Suction Bar	4.777-400.0	Complete Suction Bar with Oil Resistant Squeegees, 30" (770mm)
Squeegee Blades	6.273-254.0	Squeegee Blades, Oil Resistant
Disc Brush	6.907-151.0	Disc Brush, Red for BD 40/25 C Bp Scrubbers (9.841-094.0 and 9.841-095.0)

Optional Accessories

Water Filler Mounting Kit	2.641-790.0	Water Filler Mounting Kit
Squeegee Blades,	6.273-253.0	Squeegee Blades, EPDM, Complete Set
Squeegee Blades,	6.273-262.0	Squeegee Blades, PU, Oil Resistant, SLOTTED
Roller brush	4.762-250.0	Roller brush, Soft, White for BD 40/25 C Bp Scrubbers (9.841-092.0 and 9.841-093.0)
Roller brush	4.762-251.0	Roller brush, Hi-Low, Orange for BD 40/25 C Bp Scrubbers (9.841-092.0 and 9.841-093.0)
Roller brush	4.762-252.0	Roller brush, Aggressive, Green for BD 40/25 C Bp Scrubbers (9.841-092.0 and 9.841-093.0)
Roller brush	4.762-481.0	Roller brush, Very Aggressive, Black for BD 40/25 C Bp Scrubbers (9.841-092.0 and 9.841-093.0)
Roller brush	4.762-274.0	Roller brush, Natural for BD 40/25 C Bp Scrubbers (9.841-092.0 and 9.841-093.0)
Roller pad	4.762-228.0	Roller pad shaft (2 Required for Microfiber Pads) for BD 40/25 C Bp Scrubbers (9.841-092.0 and 9.841-093.0)
Microfiber roller	4.114-004.0	Microfiber roller (2 Required) for BD 40/25 C Bp Scrubbers (9.841-092.0 and 9.841-093.0)
Roller pads	6.369-727.0	Roller pads, White, Complete (Very Soft) 2 Required for BD 40/25 C Bp Scrubbers (9.841-092.0 and 9.841-093.0)
Roller pads	6.369-724.0	Roller pads, Yellow, Complete (Soft) 2 Required for BD 40/25 C Bp Scrubbers (9.841-092.0 and 9.841-093.0)
Roller pads	6.369-726.0	Roller pads, Red, Complete (Medium) 2 Required for BD 40/25 C Bp Scrubbers (9.841-092.0 and 9.841-093.0)
Roller pads	6.369-725.0	Roller pads, Green, Complete (Hard/Aggressive) 2 Required for BD 40/25 C Bp Scrubbers (9.841-092.0 and 9.841-093.0)
Disc brush	6.907-154.0	Disc brush, White (Very Soft)
Disc brush	6.907-153.0	Disc brush, Natural Fibers, Soft
Disc brush	6.907-152.0	Disc brush, Black, Black (Very Hard/Aggressive)
Microfiber Pad	6.371-078.0	Microfiber Pad, 15", Set of 5
Disc pad	6.369-791.0	Disc pad, Red, 15" (Medium)
Disc pad	6.369-790.0	Disc pad, Green, 15" (Hard)
Disc pad	6.369-789.0	Disc pad, Black, 15" (Very Hard)

BDS 43/Duo C



The all-surface floor cleaning machine.

The new Kärcher BDS 43/Duo C is an all-surface cleaning, scrubbing, sanding, polishing, extraction and grinding floor machine. The patented dual-action Orb Technology provides the BDS 43/ Duo C the versatility to clean multiple floor surfaces. Ideal for hard floor areas up to 7,500 ft²/hr and 3,000 ft²/hr of carpeted surfaces. This is truly an all-surface floor machine!



1 Dual-action Orb technology

- The patented Orbital mechanics allows the machines to vibrate and rotate at the same time - allowing more versatility in the way you clean and maintain your floors.
- Unlike traditional machines, the Kärcher BDS 43/Duo C generates thousands of 3/8" orbital contacts points that spin at 1725 rpms, while at the same time spinning at 80 rpms rotational movement.

2 Versatile all-surface machine

- The Kärcher BDS 43/Duo C provides a complete floor care maintenance machine.
- The Kärcher BDS 43/Duo C cleans carpet, stone, tile & grout, wood, vinyl and concrete all with a integrated low-chemical system for green cleaning.

3 Productivity at it's best

- Low-vibration design makes this machine easy-to-use and prevents operator fatigue.
- One cartridge bottle of chemical last up to 1,000 ft² of carpet and 3,000-5,000 ft² on hard floor surfaces.

4 Robust and ergonomic design

- The Kärcher BDS 43/Duo C is designed for longevity and comfort.
- Ergonomic, vertical handle is adjustable for different operator heights and folds down for transportation and storage.

Technical data and equipment

BDS 43/Duo C

BDS 43/Duo C Classic (without solution tank)

- Low-chemical system for green cleaning
- Fast and easy to attach pads from a standing position

Technical data

Working width, brush	inches	17"-21"	17"-21"
Motor	VAC/Hz	110/60	110/60
Pad RPM	RPM	1725 rpm vibration (CW), 3/8" dia, 80 rpm rotation (CW) 10"	1725 rpm vibration (CW), 3/8" dia, 80 rpm rotation (CW) 10"
Fresh	gallons	3 maximum	-
Brush speed	rpm	80	80
Sound Level	dB(A)	59	80
Theoretical area performance	ft²/h	3000 (carpet) / 7500 (hard floor)	3000 (carpet) / 7500 (hard floor)
Weight	lbs	102	82
Dimensions (L x W x H)	inches	56 x 30 x 50	56 x 30 x 50

Equipment

Pad driver	■	■
Disc brush	□	□
Onboard Spray Jets	■	-
Order No.	9.841-236.0	9.841-237.0

■ Included in delivery. □ Accessories available.

Optional Accessories

Product Name	Product No.	Description
Pad	8.637-464.0	Pad, absorbant, 21", 10 / case
Pad	8.637-466.0	Pad, carpet, 19", 5 / case
Detail Kit	8.637-471.0	Assy, weight kit, 17"
Deck Pad	8.637-468.0	Brush, scrub
Pad	8.637-467.0	Pad, chemical free, 18", 5 / case
Driver Plate	8.637-469.0	Driver plate, replacement pack
Assy	8.637-470.0	Assy, glider set
Bottle, Cartridge	8.637-472.0	Bottle, cartridge, 3 gallon
Stone Restoration Kit	8.637-473.0	Complete stone restoration kits (Steps 1-6)
Restoration and Maintenance Kit	8.637-474.0	Light restoration and maintenance kit (Steps 3-6)
Stone Pad	8.637-475.0	Stone pad, Step 1
Disc Brush	8.637-476.0	Stone pad, Step 2
Disc Brush	8.637-477.0	Stone pad, Step 3
Disc Pad Driver	8.637-478.0	Stone pad, Step 4
Pad	8.637-479.0	Stone pad, Step 5
Pad	8.637-480.0	Stone pad, Step 6
Pad Driver	8.637-902.0	Stone pad driver
Pad	8.637-903.0	Lippage removal driver (no discs included)
Pad	8.637-904.0	Lippage removal discs (set of 8)

B 60/10 eco auto mop



Filling the gap in floor scrubbing.


The Kärcher B 60/10 eco! auto mop is in a unique category of cleaning equipment designed to fill the gap between a mop and bucket and an autoscrubber; this machine cleans more effectively than a mop and bucket and less expensive than an autoscrubber.

The B 60/10 operates by dispensing clean solution on the floor and picking it up via a manually-powered pump. No power source is needed, making this an easy and green cleaning solution to cleaning floors.



<p>Detail configuration</p> <ul style="list-style-type: none"> ■ Compact areas that require a mop for detail work. <p>■ Bathrooms • Locker rooms • Kitchens Classrooms • Vet clinics</p>	<p>Productivity configuration</p> <ul style="list-style-type: none"> ■ Large areas with smaller detail work required. <p>■ Cafeterias • Entry ways • Classrooms • Spills Hallways • Wrestling mats</p>	<p>Hygienic configuration</p> <ul style="list-style-type: none"> ■ Ideal for areas where hygiene is of utmost importance. <p>■ Patient rooms • Retirement homes • Gymnasiums</p>

Simple yet effective.



- 1 Water is gravity** fed from solution tank.
- 2 Water spreads** into scrubbing area and is recovered by mechanical pump.
- 3 Drive wheel operates** pump as machine is moved.
- 4 Dirty water** is pulled through recovery hose and collected in recovery bucket.
- 5 Reclaimed water** is kept separate from clean water promoting a cleaner hygienic process.

Technical data and equipment

**B 60/10 eco!
Base model**
**B 60/10 eco!
Detail configuration**
**B 60/10 eco!
Productivity
configuration**
**B 60/10 eco!
Hygienic
configuration**

- Five times as productive as a mop and bucket
- Leaves floor dry, reducing slip 'n' falls
- Hygienic system only uses clean water to scrub floor
- Easy to operate

Technical data

Pad working width	inches	24
Vacuum working width	inches	25
Area performance	ft²/h	15,840
Fresh water/waste water tank	gallons	2 / 2.5
Sound	dBa	52
Weight	lbs	44 lbs.
Dimensions (L x W x H)	inches	31 x 25 x 43 (handle folded)

Equipment

Mop wringer and bracket	■	n	■	n	■	n	■	n
Bucket	■	n	■	n			■	n
Front bucket bracket	■	n	■	n				
Mop hook	■	n	■	n	■	n	■	n
Caddy	■	n	■	n	■	n	■	n
Order No.		1.006-701.0		1.006-708.0		1.006-707.0		1.006-706.0

■ Included in delivery. □ Accessories available.



Wringer and Bracket



Mop hook



Front bucket bracket



Bucket

Optional Accessories

Product Name	Product No.	Description
Hygiene Kit	8.637-949.0	Hygiene Kit: includes 1 hook, mop tray and caddy
Productivity Kit	8.637-950.0	Productivity Kit: includes 1 hook, mop tray and wringer
Detail Kit	8.637-951.0	Detail Kit: includes 2 hooks, mop tray, wringer, clean water bucket and bracket
Deck Pad	8.637-944.0	Deck Pad (5-pack)
Trap	8.637-592.0	3M easy trap (50-strips bulk roll)

BR/BD 530 Bp



Small areas cleaned quickly and efficiently.

Kärcher's BR and BD 530 compact scrubbers have the highest price-performance ratio on the market. By mounting the battery to the machine instead of inside the chassis, the 530's achieve 40% higher tank capacity, resulting in 40% increased area performance between emptying and refilling water tanks.



1 Easy to use

- Simple operator controls for ease of use
- Deep discharge protection protects brush and suction motor

2 Easily maneuverable

- Transport wheel at the brush head folds away for easy cleaning.
- Roller or disc brush technology.
- Cleaning head is offset to the side allowing cleaning all the way to the edges and even under small overhangs.

3 Easily accessible

- On-board battery makes it easily accessible for trouble-free maintenance.
- Large 10.5 gallon fresh water and 10.5 gallon recovery
- Tanks increase area performance before refilling.

Technical data and equipment

BD 530 Bp

- Disc brush technology
- 18" working width
- Transport wheel at disc head

BR 530 Bp

- Roller brush technology
- 18" working width
- Transport wheel at brush head

Technical data

Working width, brush	18" (460 mm)	18" (460 mm)
Working width, vacuum	33.5" (850 mm)	33.5" (850 mm)
Tank (fresh/dirty)	10.5 gallon (40 l)	10.5 gallon (40 l)
Max. area performance	19,805 ft ² /hr	19,805 ft ² /hr
Practical area performance	13,670 ft ² /hr	13,670 ft ² /hr
Noise level	70 dBA	70 dBA
Brush rotation speed	140 rpm	1,500 rpm
Brush contact pressure	.4 psi (27 g/cm ²) / 94.7 lbs	3.4 psi (240 g/cm ²) / 61.5 lbs x 2
Motor rating	600 W	600 W
Weight *	121 lbs (55 kg)	121 lbs (55 kg)
Battery	24 V	24 V
Dimensions (L x W x H)	49.5" x 22" x 42" (800 mm x 560 mm x 1070 mm)	49.5" x 22" x 42" (1250 mm x 560 mm x 1070 mm)

Equipment

Roller brush	-	■n
Disc brush	■	-
Tank-in-tank system	■	■n
Battery and charger included	■n	■n
Squeegee	■n	■n
Order No.	1.127-381.0*	1.127-363.0*
130 Ah batteries	9.840-863.0	9.840-865.0
100 Ah AGM batteries	9.840-864.0	9.840-866.0

■ Included in delivery. □ Accessories available. * Base model machine does not include batteries or charger.

Standard Accessories

Product name	Order No.	Description
Brush	6.906-054.0	Brush, Red
Suction Bar	4.777-416.0	Suction Bar with Curved Squeegee
Squeegee Blade Set	6.273-213.0	Squeegee Blade Set, Standard, EPDM

Optional Accessories


Disc brush	6.906-056.0	Disc brush, Natural Bristles
Disc brush	6.906-055.0	Disc brush, Black - Most Aggressive
Pad Drive	6.906-332.0	Pad Drive
Disc pad	6.369-024.0	Disc pad, Red
Disc pad	6.369-023.0	Disc pad, Green - Aggressive
Disc pad	6.369-022.0	Disc pad, Black - Most Aggressive
Suction Bar	4.777-406.0	Suction Bar with Straight Squeegee
Squeegee Blade Set	6.273-207.0	Squeegee Blade Set, P.U., Clear with Wear Indicators
Squeegee Blade Set	6.273-229.0	Squeegee Blade Set - Oil Resistant/Streak Free
Squeegee	4.777-416.0	Squeegee, complete, curved, 33.5" polyurethane with wear indicators
Cleaning agent dosing station	2.641-811.0	Cleaning agent dosing station DS-3 - can be directly connected to water tap; the mixture of water and cleaning agents is filled into the fresh water tanks
Filling hose	6.389-524.0	Filling hose - for easy filling from the tap

B 40 C/W Bp



Quiet, compact, innovative and fully configurable.

Why should a machine just be easy to operate, when it could be even easier. As well as safer and more convenient in many ways? With Kärcher Intelligent Key and advanced EASY operation concept, the B 40 C/W family offers a spectrum of safety and protection for operators, machines and your floors.



1 Key function security

- Kärcher's Intelligent Key (KIK) system enables the facility manager to create a unique cleaning profile, making it easier to train users and operate the scrubber. The KIK system can be used to set varying levels of authorized access by means of three color-coded keys: yellow, grey, and red; for operators, facility managers and technicians, respectively. Facility managers can set parameters such as travel speed, brush speed, motor output or cleaning agent dosage to suit the needs of the cleaning task. An operator's key carries out the pre-determined settings, needing only to select their desired cleaning program from a rotary switch. As a result, only the required amount of energy and cleaning agent is used. This system practically eliminates operating errors.

2 Slimline and in great shape

- With its slimline design, the B 40 C/W can cope with crooked objects and narrow passageways with ease. The asymmetric shape of the tank ensures excellent visibility of the brush head.

3 Correctly charged

- The charging curve of the standard built-in charger can be adjusted to the various battery types and capacities. This protects the batteries and ensures long running periods and a long service life.

4 Quiet, strong and efficient

- The option of slightly reducing the suction power and in turn the noise level by up to 4 dB(A) in the eco|efficiency setting, makes the B 40 C/W also ideal for cleaning in sensitive areas. Features include a powerful battery for uninterrupted, efficient maintenance cleaning.

Performance is a matter of adjustment.

A B 40 C/W has a whole host of technical refinements and innovations for the primary purpose of making work as simple and convenient as possible, with the best possible results and maximum possible efficiency.



1 Just fill with fresh water

- The large fresh water filling hole is located on the front of the machine. The extra large integrated funnel makes it easy to fill the machine from a bucket too. There is a clip for the fresh water cover so that it cannot get lost.

2 Scrub and sweep in a single operation

- All roller heads (R 45 and R 55) include a sweeping function. Which does away with tiresome and time-consuming preliminary sweeping.

3 Flexible Application Control Technology (FACT)

- With FACT technology, a Kärcher exclusive, the brush speed of roller brushes can be adjusted to different cleaning applications using three settings. Power Clean 100% - for stubborn dirt and polishing.
- Whisper Clean 60% - reduces noise levels and ensures long working intervals with low power consumption. Fine Clean 40%, the grey film on so-called fine stoneware tiles can optimally be removed in conjunction with the green roller.

4 Simple to adjust

- The support wheels are adjusted via a handwheel and can also be positioned in front of the suction blade. This prevents the wheels leaving on very sensitive floors. Oil-proof suction blades made of transparent polyurethane (PU) are standard on squeegees with support wheels. The rear wiping flap can be turned 4-fold.

5 Just lift

- The smooth squeegee lever is located in the centre in a position that is equally ergonomic for both left-handers and right-handers. A short throw for lifting and lowering saves tiresome bending.

6 Simply always clean (Optional)

- The B 40 C/W is the first and only machine to have built-in tank rinsing. The recovery tank can be rinsed once the cleaning work is finished via a nozzle system. A water hose is connected via a quick coupling and the drain hose of the recovery tank is opened. This means the B 40 C/W supports the HACCP concept and very simply guarantees hygiene and health protection.

Configurable to meet any cleaning task.

The B 40 C with brush assist and W with traction drive scrubbers feature: a 10.6 gallon fresh and recovery tank-in-tank design, interchangeable modular disc or cylindrical roller scrubbing heads, 33.5" vacuum squeegee and Kärcher's Intelligent Key system. The KIK system enables the facility manager to create a unique cleaning profile, making it easier to train users and operate the scrubber. KIK is used to set varying levels of authorized access by means of color-coded keys; yellow, grey and red; for operators, facility managers and technicians, respectively. Facility managers can set parameters such as travel speed, brush speed, motor output or cleaning solution output to suit the needs of the cleaning task. An operator's key carries out the pre-determined settings, needing only to select their desired cleaning program from a rotary knob. As a result, only the required amount of energy and cleaning agent is used. The KIK system practically eliminates operating errors.

Technical Data	Traction Drive Base Unit		W Unit Heads			
	B 40 W	24 V	R 45	D 43	R 55	D 51
Nominal voltage	24 V	24 V				
Brush working width			18"	17"	22"	20"
Working width, suction	33.5"	33.5"				
Theoretical area performance (f2/h / m2/h)			19,375 / 1,800	18,300 / 1,700	23,680 / 2,200	21,527 / 2,000
Fresh/dirty water tank volume	10.6/10.6 gal	10.6/10.6 gal				
Max. water flow	.68 gal/min	.68 gal/min				
Max. rpm			1,200 rpm	180 rpm	1,200 rpm	180 rpm
Power consumption, entire device	1300 W	1300 W				
Power consumption, vacuum motor	500 W	500 W				
Power consumption, brush motors	600 W	600 W				
Power consumption, traction motor	130 W	130 W				
Weight (excluding battery)			192 lbs	200.5 lbs	194 lbs	205 lbs
Weight with 105 Ah, low-maintenance batteries	■		307 lbs	315.5 lbs	309 lbs	320 lbs
Weight with 138 Ah, AGM batteries		■	371 lbs	379.5 lbs	373 lbs	384 lbs
Dimensions (L x W x H)			49" x 20.5" x 45"	49" x 21.1" x 45"	49" x 24.4" x 45"	49" x 22.6" x 45"
Equipment						
Roller brush			■	–	■	–
Disc brush			–	■	–	■
KIK (Kärcher Intelligent Key)	■	■				
Display	■	■				
Battery powered	■	■				
FACT			■	–	■	–
Traction Drive	■	■	■	■	■	■
On-board charger (100 V – 240 V)	■	■				
Order No.	9.841-122.0	9.841-123.0	2.763-019.0	2.763-023.0	2.763-011.0	2.763-026.0
Options						
Squeegee, straight, suction blades of natural rubber	<input type="checkbox"/>	<input type="checkbox"/>				
Squeegee, curved, suction blades of natural rubber	<input type="checkbox"/>	<input type="checkbox"/>				
Squeegee, PU, straight with reversible rollers, oil-proof blades	<input type="checkbox"/>	<input type="checkbox"/>				
Squeegee, PU, curved with reversible rollers, oil-proof blades	■	■				
Accessories						
"Mop" home base kit	<input type="checkbox"/>	<input type="checkbox"/>				
"Box" home base kit	<input type="checkbox"/>	<input type="checkbox"/>				
Quick Fill In (fresh water filling system)	<input type="checkbox"/>	<input type="checkbox"/>				
Tank rinsing system	<input type="checkbox"/>	<input type="checkbox"/>				

■ Included in delivery. □ Accessories available.

Technical Data	Brush Assist Base Unit		C Unit Heads			
	B 40 C		R 45	D 43	R 55	D 51
Nominal voltage	24 V	24 V				
Brush working width			18"	17"	22"	20"
Working width, suction	33.5"	33.5"				
Theoretical area performance (f ² /h / m ² /h)			19,375 / 1,800	18,300 / 1,700	23,680 / 2,200	21,527 / 2,000
Fresh/dirty water tank volume	10.6/10.6 gal	10.6/10.6 gal				
Max. water flow	.68 gal/min	.68 gal/min				
Max. rpm			1,200 rpm	180 rpm	1,200 rpm	180 rpm
Power consumption, entire device	1100 W	1100 W				
Power consumption, vacuum motor	500 W	500 W				
Power consumption, brush motors	600 W	600 W				
Power consumption, traction motor	130 W					
Weight (excluding battery)			176 lbs	185 lbs	179 lbs	190 lbs
Weight with 105 Ah, low-maintenance batteries	■		291 lbs	300 lbs	294 lbs	305 lbs
Weight with 138 Ah, AGM batteries		■	355 lbs	364 lbs	358 lbs	369 lbs
Dimensions (L x W x H)			49" x 20.5" x 45"	49" x 21.1" x 45"	49" x 24.4" x 45"	49" x 22.6" x 45"
Equipment						
Roller brush			■	–	■	–
Disc brush			–	■	–	■
KIK (Kärcher Intelligent Key)	■	■				
Display	■	■				
Battery powered	■	■				
FACT			■	–	■	–
Brush Assist	■	■	■	■	■	■
On-board charger (100 V - 240 V)	■	■				
Order No.	9.841-120.0	9.841-121.0	2.763-020.0	2.763-023.0	2.763-013.0	2.763-026.0
Options						
Squeegee, straight, suction blades of natural rubber	<input type="checkbox"/>	<input type="checkbox"/>				
Squeegee, curved, suction blades of natural rubber	<input type="checkbox"/>	<input type="checkbox"/>				
Squeegee, PU, straight with reversible rollers, oil-proof blades	<input type="checkbox"/>	<input type="checkbox"/>				
Squeegee, PU, curved with reversible rollers, oil-proof blades	■	■				
Accessories						
"Mop" home base kit	<input type="checkbox"/>	<input type="checkbox"/>				
"Box" home base kit	<input type="checkbox"/>	<input type="checkbox"/>				
Quick Fill In (fresh water filling system)	<input type="checkbox"/>	<input type="checkbox"/>				
Tank rinsing system	<input type="checkbox"/>	<input type="checkbox"/>				

■ Included in delivery. □ Accessories available.

Accessories.

Standard Accessories (included)

Product Name	Product No.	Description
Suction Bar	4.777-411.0	Suction Bar, Curved with Rollers and Polyurethane oil-resistant blades (33.5" / 850 mm)
Adapter	5.035-488.0	Adapter Homebase Accessories
Double Hook	6.980-077.0	Double Hook (requires 5.035-488.0)
Operator Key	5.035-344.0	Operator Key, Yellow
Foreman Key	5.035-348.0	Foreman Key, Gray

Optional Accessories

Lid	4.035-369.0	Lid with Tank Rinsing System
Quick Fill Tank System	4.035-345.0	Quick Fill Tank System (requires 9.083-003.0)
Hose coupling	9.083-003.0	Hose coupling
Squeegee Blade Set	6.273-207.0	Squeegee Blade Set, oil resistant (standard w/ 4.777-411.0)
Squeegee Blade Set	6.273-229.0	Squeegee Blade Set, anti stripe oil resistant
Squeegee Blade Set	6.273-290.0	Squeegee Blade Set, for textured floors
Squeegee Blade Set	6.273-213.0	Squeegee Blade Set, EPDM
Suction Bar	4.777-401.0	Suction Bar, Straight with Rollers and Polyurethane Reversible Blades
Suction Bar	4.777-406.0	Suction Bar, Straight with EPDM Blades
Suction Bar	4.777-416.0	Suction Bar, Curved with EPDM Blades

Homebase Accessories

Homebase Kit	4.035-374.0	Homebase Kit (includes Mop Support, Mop Clip and Bottlehook)
Carrying Case	4.035-406.0	Homebase Kit Carrying Case
Adapter	5.035-488.0	Adapter Homebase Accessories
Double Hook	6.980-077.0	Double Hook (requires 5.035-488.0)
Mopclip	6.980-078.0	Mopclip (requires 5.035-488.0)
Mop Support	5.035-655.0	Mop Support
Mop Bracket	5.035-656.0	Mop Bracket (for Mop Support 5.035-655.0)
Bottle Hook	6.980-080.0	Bottle Hook (requires 5.035-488.0)

KIK (Kärcher Intelligent Key)

Operator Key	4.035-408.0	Operator Key, Yellow, Set of 5
Foreman Key	5.035-348.0	Foreman Key, Gray
Service Technician Key	5.035-337.0	Service Technician Key, Red

Cleaning Heads - R 45

R 45 head	2.763-020.0	R 45 head, 18" / 450 mm Scrub Deck for Non-Traction Drive Machines (for C Units)
R 45 head	2.763-019.0	R 45 head, 18" / 450 mm Scrub Deck for Traction Drive Machines (for W Units)
Roller brush	4.762-392.0	Roller brush, Red General Purpose (Included with Scrub Deck)
Roller brush	4.762-405.0	Roller brush, Soft, White
Roller brush	4.762-406.0	Roller brush, Hi-Low, Orange
Roller brush	4.762-407.0	Roller brush, Aggressive, Green
Roller brush	4.762-408.0	Roller brush, Very Aggressive, Black
Roller Pad Shaft	4.762-413.0	Roller Pad Shaft (Required for all brushes below)
Roller	4.114-009.0	Microfiber Roller
Roller pad	6.367-105.0	Roller pad, Yellow (Soft)
Roller pad	6.367-107.0	Roller pads, Red, General Purpose
Roller pad	6.367-108.0	Roller pad, White, (Very Soft) for High-Gloss Floors
Roller pad	6.367-106.0	Roller pad, Green (Hard & Aggressive)

Cleaning Heads - D 43

D 43 head	2.763-023.0	D 43 head, 17" / 432 mm Scrub Deck for all Battery-Powered B 40 units
Pad Driver Board	4.762-533.0	Pad Driver Board
Pad	6.905-526.0	Microfiber Pad
Disc brush	4.905-023.0	Disc brush, Natural Fibers
Disc pad	6.369-470.0	Disc pad, Red (General Purpose/Standard)
Disc brush	4.905-022.0	Disc brush, Red 17"
Disc brush	4.905-024.0	Disc brush, White 17"
Disc brush	4.905-025.0	Disc brush, Black 17"
Disc pad	6.369-472.0	Disc pad Green (Aggressive)
Disc pad	6.369-473.0	Disc pad Black (Very Aggressive)
Disc pad	6.369-469.0	Disc pad White (Soft)
Disc pad	6.371-081.0	Disc pad Beige (Light Aggregate)
Disc pad	6.371-149.0	Disc pad, Party Natural

Cleaning Heads - R 55

R 55 head	2.763-013.0	R 55 head, 22" / 550mm Scrub Deck for Non-Traction Drive Machines (for C Units)
R 55 head	2.763-011.0	R 55 head, 22" / 550mm Scrub Deck for Traction Drive Machines (for W Units)
Roller brush	4.762-393.0	Roller brush red 22" (included with Scrub Deck)
Roller brush	4.762-409.0	Roller brush white 22"
Roller brush	4.762-410.0	Roller brush orange 22"
Roller brush	4.762-411.0	Roller brush green 22"
Roller brush	4.762-412.0	Roller brush black 22"
Roller pad	4.762-415.0	Roller pad shaft 22"
Roller	8.635-692.0	Roller, stripping 22"
Roller	4.114-010.0	Microfiber Roller 22"
Pad	6.369-732.0	Pad yellow with sleeve 22"
Pad	6.369-734.0	Pad red with sleeve 22"
Pad	6.369-735.0	Pad white with sleeve 22"
Pad	6.369-733.0	Pad green with sleeve 22"

Cleaning Heads - D 51

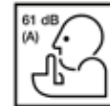
D 51 head	2.763-026.0	D 51 head, 20" / 510mm Scrub Deck for all Battery-Powered B 40 units
Scrub brush	4.905-026.0	Scrub brush, Red (Included with Scrub Deck)
Scrub brush	4.905-028.0	Scrub brush, White (Soft)
Scrub brush	4.905-029.0	Scrub brush, Black (Aggressive)
Scrub brush	4.905-027.0	Scrub brush, Natural Fibers
Driver Board	4.762-534.0	Pad Driver Board
Microfiber Pad	6.371-271.0	Microfiber Pad
Disc pad	6.369-079.0	Disc pad, Red (General Purpose/Standard)
Disc pad	6.369-078.0	Disc pad Green (Aggressive)
Disc pad	6.369-077.0	Disc pad Black (Very Aggressive)
Disc pad	6.369-468.0	Disc pad Beige (Light Aggregate)
Disc pad	6.371-146.0	Disc pad, Party Natural

B 60 W Bp



Diverse. Efficient. Quite. Fully configurable scrubber.

Efficient cleaning has a new name: B 60 W. Not only is this machine economical, it also achieves impressively high area performances. Equipment, working width and squeegee shape can be selected according to requirements of the cleaning application. The KIK system guarantees simple and safe operation. Operator settings can be precisely defined in advance.



1 Demand-based setting: Contact pressure adjustment

- The contact pressure can be manually adjusted to various settings. The advantages are clear:
- no risk of burn-in effects on sensitive floors;
- reduced motor power consumption – for longer battery operation;
- less brush or pad wear.

2 Intelligent keys: the KIK system (Kärcher Intelligent Key)

- Two keys, two colors: gray for supervisors or programmers and yellow for operators. Access rights for the yellow key can be granted with the gray key and settings such as driving speed, brush speed, operating language (16 to choose from) can all be programmed, assisting in reducing operating errors.

3 Excellent efficiency: the eco|efficiency mode

- The eco|efficiency mode extends the battery operating time by up to 30%. The reduction in the power of the suction turbine and brush motors is only minimal. On smooth floors in particular, a lower turbine power is normally adequate for achieving perfect results. In eco|efficiency mode, sound is also decreased to 61 dB(A) (when using the D65 head), perfect for low noise environments, such as hospitals and schools.

4 Cleanliness guaranteed: Tank rinsing (optional accessory)

- The B 60 W can also be provided with an integrated tank rinsing system. The dirty water tank can be cleaned via a nozzle system. A water hose is connected via a quick-release coupling and the drain hose of the dirty water tank is opened. In this way, the B 60 W supports the HACCP concept and makes it easy to comply with hygiene and health protection standards.

Technical data and equipment

B 60 W Bp

+ brush head		R 55	D 55	R 65	D 65	S 65
Brush working width	inches	22	22	26	26	26
Working width, suction	inches	33	33	37	37	37
Theoretical area performance	ft ² /h	23680	23680	27986	27986	23681
Fresh/dirty water tank capacity	gallons	16/16	16/16	16/16	16/16	16/16
Max. water flow	gallons	1	1	1	1	1
Max. speed	rpm	600-1300	180	600-1300	180	2000
Power consumption, entire device	W	2100	2100	2100	2100	900
Power consumption, traction motor	W	300	300	300	300	300
Weight (excluding battery)	lbs.	240	240	240	240	254
Dimensions (L x W x H)	inches	59 x 26 x 45	58 x 26 x 45	60 x 29 x 45	60 x 29 x 45	57 x 28 x 45
Standard equipment						
Roller Brush		■	–	■	–	–
Disc Brush		–	■	–	■	–
KIK (Kärcher Intelligent Key)		■	■	■	■	■
Display		■	■	■	■	■
ecoefficiency mode		■	■	■	■	■
battery operation		■	■	■	■	■
FACT		■	–	■	–	–
Traction drive		■	■	■	■	■
On-board charger		■	■	■	■	■
Adjustable contact pressure		■	■	■	■	■
Suction bar / squeegee		■ / ■	■ / ■	■ / ■	■ / ■	■ / ■
Battery & Charger Included		■ ¹⁾ / ■ ²⁾	■ ¹⁾ / ■ ²⁾	■ ¹⁾ / ■ ²⁾	■ ¹⁾ / ■ ²⁾	■ ¹⁾ / ■ ²⁾
Order No.		9.841-171.0	9.841-171.0	9.841-172.0	9.841-171.0	9.841-174.0
Order No.		9.841-181.0	9.841-181.0	9.841-173.0	9.841-181.0	9.841-175.0
Order No.		2.763-002.0	2.763-001.0		2.763-003.0	

■ Included in delivery. □ Optional. 1) 245 Ah, low-maintenance. 2) 230 Ah AGM low-maintenance.

Standard Accessories (included)

Product Name	Product No.	Description
Suction Bar	4.777-412.0	Suction Bar, Curved with Rollers and Polyurethane oil-resistant blades (37" / 940 mm)
Adapter	5.035-488.0	Adapter Homebase Accessories
Double Hook	6.980-077.0	Double Hook (requires 5.035-488.0)
Operator Key	5.035-344.0	Operator Key, Yellow
Foreman Key	5.035-348.0	Foreman Key, Gray

Optional Accessories


Lid	4.035-386.0	Lid with Tank Rinsing System
Quick Fill Tank System	4.035-345.0	Quick Fill Tank System (requires 9.083-003.0)
Hose coupling	9.083-003.0	Hose coupling
Squeegee blade set	6.273-214.0	Squeegee blade set, Blue EPDM
Squeegee blade set	6.273-208.0	Squeegee Blade Set, oil resistant (standard w/ 4.777-412.0)
Squeegee blade set	6.273-205.0	Squeegee Blade Set, anti stripe oil resistant
Squeegee blade set	6.273-291.0	Squeegee Blade Set, for textured floors
connection element	4.035-472.0	New connection element for Roller brush heads, B 60 W
connection element	4.035-473.0	New connection element for Disc brush heads, B 60 W
Spray suction set	2.640-430.0	Spray suction set - simplifies the cleaning of difficult to reach areas like corners, edges and between objects
Noise reduction set	2.640-920.0	Noise reduction set, reduces noise level by 3 dB (A)
Suction hose accessories	4.444-015.0	Suction hose accessories, for taking in water from corners (e.g. deep freezers)
Gym set	4.744-162.0	Gym set, DIN 18032, reduces the pressure to the floor

B 80 W Bp



Excellent maneuverability for large surfaces.

The range of B 80 W scrubber driers are large but still easily maneuverable. With a robust and maintenance-friendly brush head, they are available with roller or disc brushes in 22", 26" and 30" working widths.



1 4-color LCD display

- All cleaning programs are indicated by large easy-to-read symbols on the large 4-color display, along with all major functions: battery capacity with remaining running time in minutes, water quantity, cleaning or transport speed, service interval indicator, dirty water tank full and cleaning agent dosage in percent.

2 Automatic lowering and raising of cleaning head and squeegee

- The cleaning head and squeegee are raised automatically for reverse travel and lowered again when you change back to forward travel. This easy and convenient operation save wear and tear on both the cleaning head and squeegee.

3 Automatic water filling (optional)

- The Auto Fill In option allows the B 80 to fill with fresh B 80 W. To fill, simply connect a hose with a conventional quick coupling. Filling stops automatically when the tank is full. During filling time the operator can perform other tasks, saving time and money.

4 Flexible Application Control Technology (FACT)

- With FACT technology, a Kärcher exclusive, the brush speed of roller brushes can be adjusted to different cleaning applications using three settings. Power Clean - 100%, for stubborn dirt and polishing. Whisper Clean - 60%, reduces noise levels and ensures long working intervals with low power consumption. Fine Clean - 40%, the grey film on so-called fine stoneware tiles can optimally be removed in conjunction with the green roller.

Technical data and equipment

B 80 W Bp

+ brush head		R 65	D 65	R 75	D 75	S 65
Brush working width	inches	26	26	30	30	26
Working width, suction	inches	37	37	37	37	37
Theoretical area performance	ft ² /h	27986	27986	32292	32292	23681
Fresh/dirty water tank capacity	gallons	21/21	21/21	21/21	21/21	21/21
Max. water flow	gallons	2	2	2	2	2
Max. speed	rpm	600-1300	180	600-1300	180	2000
Power consumption, entire device	W	2200	2200	2200	2200	900
Power consumption, traction motor	W	350	350	350	350	350
Weight (excluding battery)	lbs.	282	289	284	293	293
Dimensions (L x W x H)	inches	61 x 29 x 45	62 x 29 x 45	61 x 32 x 45	64 x 32 x 45	59 x 28 x 45

Standard equipment

Roller Brush	■	–	–	–	–
Disc Brush	–	■	–	–	–
KIK (Kärcher Intelligent Key)	■	■	■	■	■
Large Color Display	■	■	■	■	■
eco!efficiency mode	■	■	■	■	■
battery operation	■	■	■	■	■
FACT	■	–	■	–	–
Traction drive	■	■	■	■	■
On-board charger	■	■	■	■	■
Parking brake	■	■	■	■	■
Automatic brush head raising	■	■	■	■	■
Automatic squeegee raising	■	■	■	■	■
Electrically adjustable contact pressure	■	■	■	■	■
Battery & Charger Included	□ / ■ ¹⁾ / ■ ²⁾ / ■ ³⁾	□ / ■ ²⁾ / ■ ³⁾	■ ¹⁾ / ■ ²⁾ / ■ ³⁾	■ ¹⁾ / ■ ²⁾ / ■ ³⁾	■ ¹⁾ / ■ ²⁾ / ■ ³⁾
	Order No.	Order No.	Order No.	Order No.	Order No.
No battery/charger	9.841-195.0	9.841-196.0			
225 Ah, low-maintenance	9.841-198.0		9.841-197.0 *	9.841-197.0 *	9.841-197.0 *
260 Ah, low-maintenance	9.841-203.0	9.841-204.0	9.841-202.0 *	9.841-202.0 *	9.841-202.0 *
255 Ah AGM low-maintenance	9.841-200.0	9.841-201.0	9.841-199.0 *	9.841-199.0 *	9.841-199.0 *

■ Included in delivery. □ Optional. * Brush heads not included.

Standard Accessories

Product name	Order No.	Description
Suction Bar	4.777-412.0	Suction Bar, Curved with Rollers and Polyurethane oil-resistant Blades (37" / 940 mm)
Adapter	5.035-488.0	Adapter Homebase Accessories
Double Hook	6.980-077.0	Double Hook (requires 5.035-488.0)
Operator Key	5.035-344.0	Operator Key, Yellow
Foreman Key	5.035-348.0	Foreman Key, Gray

Optional Accessories

Cable	8.600-251.0	Cable ASM, BAT. Jumper X 15" (required w/ no batt units)
Quick Fill Tank System	4.035-345.0	Quick Fill Tank System (requires 9.083-003.0)
Hose coupling	9.083-003.0	Hose coupling
Squeegee Blade Set	6.273-214.0	Squeegee Blade set, Blue EPDM
Squeegee Blade Set	6.273-208.0	Squeegee Blade Set, oil resistant - standard w/ 4.777-412.0
Squeegee Blade Set	6.273-205.0	Squeegee Blade Set, anti stripe oil resistant
Squeegee Blade Set	6.273-291.0	Squeegee Blade Set, for textured floors

B 90 R Adv Bp



Everything you could ever wish for in a machine.

The ride-on B 90 R scrubber drier is everything you ever dreamed of. Features such as the working width, squeegee length, design and scrubber system can be selected to suit individual requirements. The machine is then tailor-made to suit your specific requirements.



1 Customized machines

- Three working widths are available: 22", 26" and 30".
- Curved or straight vacuum bars are available as required.

2 Quick replacement

- The brush head is easy to replace without tools.
- R-heads rollers can be changed in seconds.
- With D-heads, the brush or pad drive board can be ejected by simple foot ped.

3 Simple Operation

- Basic functions are controlled via the Easy switch.
- Operating hours are displayed.
- Roller brushes save water and detergent.

4 Long Operating Time

- Large compartment for large battery capacity.
- Two turbine power settings - save energy in the WHISPER setting.

Technical data and equipment

B 90 R Adv Bp

- User-oriented configuration
- Several options are available
- A range of working widths

Technical data

Brush working width	inches	22 / 26 / 30
Working width, vacuum	inches	37
Fresh/recovered water tank	gallons	24 / 24
Performance practical [†]	ft ² /hr	29400
Performance max [†]	ft ² /hr	42,000
Battery	V	24
Dimensions (L x W x H)	inches	57 x 32 x 47
Weight *	lbs.	331
Brush speed	rpm	625 / 980 / 1550
Noise level	dBA	75
Climbing ability	%	18

Equipment

Traction drive	■	■	■	■	■	■	■
Automatic water stop	■	■	■	■	■	■	■
Variable contact pressure	■	■	■	■	■	■	■
FACT	■	■	■	■	■	■	■
Bump guard	■	■	■	■	■	■	■
2-tank system	■	■	■	■	■	■	■
Suction bar / squeegee	□	■	■	■	■	■	■
Battery and charger included	□	■ ¹⁾	■ ²⁾	■ ³⁾	■ ⁴⁾	■ ⁵⁾	■ ⁶⁾
R 65 scrub deck	□	□	□	□	■	■	■
Order No.	1.161-308.0*	9.840-946.0	9.840-947.0	9.840-948.0	9.840-750.0	9.840-749.0	9.840-912.0

■ Included in delivery. □ Optional/sold separately. * Base model machine does not include batteries or charger. † In conjunction with R 65 head.

¹⁾ 225 Ah batteries. ²⁾ 255 Ah AGM batteries. ³⁾ 312 Ah AGM batteries. ⁴⁾ (2) 2v 225 Ah batteries. ⁵⁾ (4) 6v 255 Ah AGM batteries. ⁶⁾ (4) 6v 312 Ah AGM batteries.

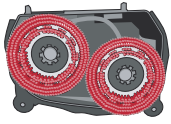
Standard Accessories

Product name	Order No.	Description
Suction Bar	4.777-412.0	Suction Bar, Curved with Rollers and Polyurethane oil-resistant blades (37" / 940 mm)


Optional Accessories

Squeegee Blade Set	6.273-214.0	Squeegee blade set, Blue EPDM
Squeegee Blade Set	6.273-208.0	Squeegee Blade Set, oil resistant - standard w/ 4.777-412.0
Squeegee Blade Set	6.273-205.0	Squeegee Blade Set, anti stripe oil resistant
Squeegee Blade Set	6.273-291.0	Squeegee Blade Set, for textured floors
Suction hose accessories	4.444-015.0	Suction hose accessories, for taking in water from corners (e.g. deep freezers)
Protection sensor accessory kit	2.641-364.0	Protection sensor accessory kit - increasing operating safety. The machine automatically reduces speed near objects.
Gym set	4.744-162.0	Gym set, DIN 18032, reduces the pressure to the floor

Cleaning Heads and Brushes



D-series heads



R-series heads

Different brush heads R (roller), D (disc) or S (with vibration technology) are available for different applications. Roller heads are ideal for stubborn dirt or structured surfaces. These are all fitted with a sweep tray. The S head plays a special role, in it allows very efficient stripping of floors. The brush heads can be easily replaced on the machine.

	Order No.	Description	Price	B 40 C/W Bp	B 60 W Bp	B 80 W Bp	B 90 R Adv Bp
R 45							
1	2.763-020.0	R 45 head, 18" / 450 mm Scrub Deck for Non-Traction Drive Machines (for C Units)	\$1,077.00	■			
2	2.763-019.0	R 45 head, 18" / 450 mm Scrub Deck for Traction Drive Machines (for W Units)	\$1,136.00	■			
3	4.762-392.0	Roller brush, Red General Purpose (Included with Scrub Deck)	\$103.50	■			
4	4.762-405.0	Roller brush, Soft, White	\$157.00	■			
5	4.762-406.0	Roller brush, Hi-Low, Orange	\$169.00	■			
6	4.762-407.0	Roller brush, Aggressive, Green	\$306.50	■			
7	4.762-408.0	Roller brush, Very Aggressive, Black	\$312.50	■			
8	4.762-413.0	Roller Pad Shaft (Required for all brushes below)	\$357.50	■			
9	4.114-009.0	Microfiber Roller	\$206.50	■			
10	6.367-105.0	Roller pad, Yellow (Soft)	\$195.00	■			
11	6.367-107.0	Roller pads, Red, General Purpose	\$195.00	■			
	6.367-108.0	Roller pad, White, (Very Soft) for High-Gloss Floors	\$195.00	■			
12	6.367-106.0	Roller pad, Green (Hard & Aggressive)	\$195.00	■			
D 43							
13	2.763-023.0	D 43 head, 17" / 432 mm Scrub Deck for all Battery-Powered B 40 units	\$1,136.00	■			
	4.762-533.0	Pad Driver Board	\$330.00	■			
	6.905-526.0	Microfiber Pad	\$430.00	■			
	4.905-023.0	Disc brush, Natural Fibers	\$284.50	■			
	6.369-470.0	Disc pad, Red (General Purpose/Standard)	\$177.50	■			
	4.905-022.0	Disk brush, Red 17"	\$247.00	■			
	4.905-024.0	Disc brush, White 17"	\$274.00	■			
	4.905-025.0	Disc brush, Black 17"	\$560.50	■			
	6.369-472.0	Disc pad Green (Aggressive)	\$177.50	■			
	6.369-473.0	Disc pad Black (Very Aggressive)	\$177.50	■			
	6.369-469.0	Disc pad White (Soft)	\$177.50	■			
	6.371-081.0	Disc pad Beige (Light Aggregate)	\$193.50	■			
	6.371-149.0	Disc pad, Party Natural	\$252.50	■			
S 65							
14	2.763-030.0	S 65 Brush Head, Oscillating Scrub Deck, 26"	\$3,284.00		■	■	■
	4.036-063.0	S 65 Orbital Head Connection Kit, required for connecting S 65 orbital, B 60 and B 80 Units (Required)	\$317.00		■	■	
	4.036-061.0	S 65 Orbital Head Connection Kit, required for connecting S 65 orbital, B 90 Units (Required)	\$412.50				■
15	8.635-789.0	Pad, S65 Surface Prep, Package of 5	\$159.96		■	■	■
16	8.635-788.0	Pad, S65, Red Package of 5	\$121.34		■	■	■
	8.635-836.0	Pad, S65, White Package of 5	\$121.34		■	■	■



	Order No.	Description	Price	B 40 C/W Bp	B 60 W Bp	B 80 W Bp	B 90 R Adv Bp
R 55							
16	2.763-013.0	R 55 head, 22" / 550mm Scrub Deck for Non-Traction Drive Machines (for B 40 C Units)	\$1,509.00	■			
	2.763-011.0	R 55 head, 22" / 550mm Scrub Deck for Traction Drive Machines (for B 40 W Units)	\$1,529.00	■			
17	4.762-393.0	Roller brush red 22" (included with Scrub Deck)	\$146.50	■			
18	4.762-409.0	Roller brush white 22"	\$207.00	■			
19	4.762-410.0	Roller brush orange 22"	\$219.50	■			
20	4.762-411.0	Roller brush green 22"	\$364.00	■			
21	4.762-412.0	Roller brush black 22"	\$416.00	■			
22	4.762-415.0	Roller pad shaft 22"	\$292.00	■			
	8.635-692.0	Roller, stripping 22"	\$99.26	■			
23	4.114-010.0	Microfiber Roller 22"	\$235.50	■			
24	6.369-732.0	Pad yellow with sleeve 22"	\$145.50	■			
	6.369-734.0	Pad red with sleeve 22"	\$112.00	■			
	6.369-735.0	Pad white with sleeve 22"	\$145.50	■			
	6.369-733.0	Pad green with sleeve 22"	\$112.00	■			
	2.763-002.0	R 55 head, Cylindrical, 22"	\$1,747.00		■		■
25	6.906-977.0	Roller brush, White, Soft	\$206.50		■		■
	6.906-934.0	Roller brush, Red, Standard with R 55 head	\$137.50		■		■
26	6.906-978.0	Roller brush, Orange, Hi-Lo Grout Brush	\$187.50		■		■
27	6.906-979.0	Roller brush, Green, Hard	\$343.00		■		■
28	6.906-980.0	Roller brush, Black, Very Aggressive	\$394.50		■		■
	8.635-692.0	Roller, stripping 22"	\$99.26		■		■
	4.762-415.0	Roll pad BR55	\$292.00		■		■
	4.762-432.0	Roller pad Shaft	\$372.50		■		■
	6.369-389.0	White Roller Pad X 20 Extra Soft (Machine requires 2 X 48 and 4.763-432.0)	\$70.50		■		■
	6.369-454.0	Yellow Roller Pad Soft, set of 20 (Machine requires 2 X 48 and 4.762-433.0)	\$70.50		■		■
	6.369-455.0	Green Roller Pad Hard, set of 20 (Machine requires 2 X 48 and 4.762-433.0)	\$70.50		■		■
	6.369-456.0	Red Roller Pad Medium, set of 20 (Machine requires 2 X 48 and 4.762-433.0)	\$70.50		■		■

Cleaning heads and brushes continued



	Order No.	Description	Price	B 40 C/W Bp	B 60 W Bp	B 80 W Bp	B 90 R Adv Bp
R 65							
29	2.763-004.0	R 65 Brush Head, Cylindrical, 26"	\$1,918.00		■	■	■
30	6.906-981.0	Roller Brush, White, Soft	\$244.50		■	■	■
31	6.907-414.0	Roller Brush, Red, (standard with R 65 head)	\$150.50		■	■	■
32	6.906-982.0	Roller Brush, Orange, Hi-Lo Grout Brush	\$225.50		■	■	■
33	6.906-983.0	Roller Brush, Green, Hard	\$388.50		■	■	■
34	6.906-984.0	Roller Brush, Black, Very Aggressive	\$430.50		■	■	■
	4.762-433.0	Roller Pad Shaft	\$409.00		■	■	■
	6.369-389.0	White Roller Pad X 20 Extra Soft (Machine requires 2 X 48 and 4.763-432.0)	\$70.50		■	■	■
	6.369-454.0	Yellow Roller Pad Soft, set of 20 (Machine requires 2 X 48 and 4.762-433.0)	\$70.50		■	■	■
	6.369-455.0	Green Roller Pad Hard, set of 20 (Machine requires 2 X 48 and 4.762-433.0)	\$70.50		■	■	■
	6.369-456.0	Red Roller Pad Medium, set of 20 (Machine requires 2 X 48 and 4.762-433.0)	\$70.50		■	■	■
R 75							
35	2.763-006.0	R 75 Brush Head, Cylindrical, 30"	\$2,630.00			■	■
36	6.906-985.0	Roller brush, White, Soft	\$306.50			■	■
	6.907-415.0	Roller brush, Red, Standard with R 75 Head	\$213.00			■	■
37	6.906-986.0	Roller brush, Orange, Hi-Lo Grout Brush	\$274.50			■	■
38	6.906-987.0	Roller brush, Green, Hard	\$491.00			■	■
39	6.906-988.0	Roller brush, Black, Very Aggressive	\$504.50			■	■
	4.762-434.0	Roller Pad Shaft	\$422.00			■	■
	6.369-389.0	White Roller Pad X 20 Extra Soft (Machine requires 2 X 53 and 4.763-432.0)	\$70.50			■	■
	6.369-454.0	Yellow Roller Pad X 20 Soft (Machine requires 2X 53 and 4.762-434.0)	\$70.50			■	■
	6.369-455.0	Green Roller Pad X 20 Hard (Machine requires 2X 53 and 4.762-434.0)	\$70.50			■	■
	6.369-456.0	Red Roller Pad X 20 Medium (Machine requires 2X 53 and 4.762-434.0)	\$70.50			■	■
D 55							
40	2.763-001.0	D 55 Brush Head, Disc Head, 22"	\$2,036.00		■		■
	4.905-015.0	Disc Brush, White - Soft	\$216.50		■		■
	4.905-016.0	Disc Brush, Natural Bristles	\$209.00		■		■
	4.905-014.0	Disc Brush, Red, Standard with D 55 head	\$178.50		■		■
	4.905-017.0	Disc Brush, Black - Very Aggressive	\$362.00		■		■
	4.762.445.0	Pad Driver	\$209.00		■		■
	6.371-153.0	Disc Pad, Red (Soft)	\$102.00		■		■
	6.371-154.0	Disc Pad, Green (Medium)	\$102.00		■		■
	6.371-155.0	Disc Pad, Black (Hard)	\$102.00		■		■



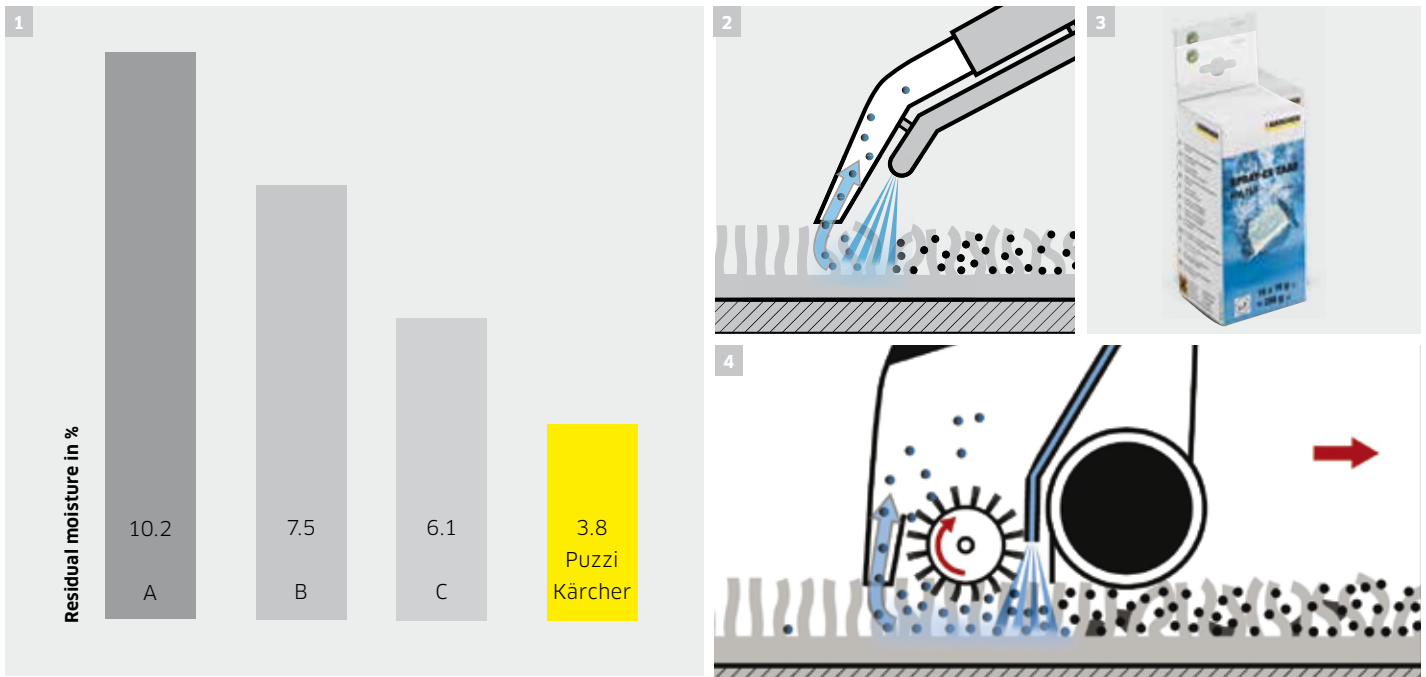
		Order No.	Description	Price	B 40 C/W Bp	B 60 W Bp	B 80 W Bp	B 90 R Adv Bp
D 65								
	41	2.763-003.0	D 65 Brush Head, Disc Head, 26"	\$2,330.00		■	■	■
	42	4.905-011.0	Disc Brush, White - Soft	\$256.50		■	■	■
	43	4.905-012.0	Disc Brush, Natural Bristles	\$249.00		■	■	■
	44	4.905-010.0	Disc Brush, Red, Standard with D 65 head	\$218.00		■	■	■
	45	4.905-013.0	Disc Brush, Black - Very Aggressive	\$479.00		■	■	■
		4.762-446.0	Pad Driver	\$233.50		■	■	■
	46	6.369-003.0	Disc Pad, Red (Soft) set 5x	\$72.05		■	■	■
	47	6.369-002.0	Disc Pad, Green (Medium) set 5x	\$72.05		■	■	■
	48	6.369-001.0	Disc Pad, Black (Hard) set 5x	\$72.05		■	■	■
		6.369-959.0	Disc Pad, White (Microfiber)	\$271.50		■	■	■
D 75								
	49	2.763-005.0	D 75 Brush Head, Disc Head, 30"	\$3,024.00			■	■
		4.905-019.0	Disc Brush, White - Soft	\$275.50			■	■
	50	4.905-020.0	Disc Brush, Natural Bristles	\$273.00			■	■
	51	4.905-018.0	Disc Brush, Red, Standard with D 75 head	\$228.50			■	■
	52	4.905-021.0	Disc Brush, Black - Very Aggressive	\$486.00			■	■
		4.762-447.0	Pad Driver	\$286.50			■	■
	53	6.369-791.0	Disc Pad, Red (Soft)	\$81.80			■	■
	54	6.369-790.0	Disc Pad, Green (Medium)	\$81.80			■	■
	59	6.369-789.0	Disc Pad, Black (Hard)	\$81.80			■	■
		6.371-078.0	Disc Pad, White (Microfiber)	\$345.00			■	■

■ Recommended cleaning heads

Extractors for efficient carpet-deep cleaning.

Carpets in office buildings, hotels and schools are subject to heavy traffic every day which is why cleaning professionals prefer Kärcher carpet cleaning machines. These robust, powerful and versatile machines are designed for cleaning carpets deep into the pile and are ideal for interim use and removing stains from a variety of textiles. Ideal for cleaning vertical blinds, upholstery and car seats and with the appropriate accessories, they can also be used for cleaning tiles and windows.





1 Quick-drying

- The powerful suction turbine of the Kärcher Puzzi leaves carpets virtually touch-dry in minutes. Carpets dry up to 63% faster than comparable products and can be walked on in a very short time.

2 Spray extraction method

- With the spray extraction method, the water and cleaning agent are sprayed deep into the carpet while simultaneously vacuuming the used solution back again. Soiling and dirt are removed in one single pass which helps carpets dry very quickly.

3 Kärcher cleaning agents

- Effective against dirt but still environmentally friendly. All cleaning agents are more than 92% biodegradable. They are highly efficient and help make your work easier, faster, and more comfortable. Kärcher cleaning agents optimize the cleaning result saving time and manpower.

4 Thorough cleaning

- Carpet cleaning machines with roller brush system support the cleaning action of the cleaning agent and raise the pile.

Puzzi 8/1 C



Handy and compact.

The handy, compact and powerful Puzzi 8/1 C spray extraction cleaner is ideal for small areas and interim cleaning with excellent cleaning results.



1 Lightweight

- The Puzzi 8/1 C is easy to transport, weighs only 19.8 lbs, making it ideal for interim cleaning, and leaves carpets touch-dry in minutes.
- Easy to fill and begin operation in seconds.

2 Compact design

- Perfect for cleaning upholstery and vehicle interiors.

3 Easy use

- Convenient on/off foot switch eliminates bending.
- Fold out hook keeps power cord neatly stowed on machine.
- CSA listed

Technical data and equipment

Puzzi 8/1 C

- Foldable cable hook
- Large foot-operated switches
- On-board storage for hand tool

Technical data

Max. area performance	129 - 194 ft ² /hr
Air flow rating	115 cfm (58 l / sec)
Spray rate	.26 gallon / min (1 l / min)
Spray pressure/back pressure	14.5 psi (1 bar)
Tank (fresh/dirty)	2 gallon / 1.8 gallon (8 l / 7 l)
Power rating (fan/pump)	1,100 W / 40 W
Vacuum motor	1.5 hp (1,100 W)
Waterlift rating	87" (216 mbar)
Moisture recovery rate	Up to 96%*
Noise	71 dBA
Weight	19.8 lbs (9 kg)
Dimensions (L x W x H)	20.8" x 13" x 17.3" (530 mm x 330 mm x 440 mm)

Equipment

Spray hose with integrated water feed	98.5"
Hand tool	■ n
Order No.	1.100-223.0

■ Included in delivery. * Varies depending on carpet fiber type or material being cleaned.

Standard Accessories

Product name	Order No.	Description
Hose	6.391-410.0	8' Hose, Complete with couplings
Hand Tool	4.130-116.0	4.33" Upholstery Hand Tool

Optional Accessories

Floor Wand	4.130-127.0	Floor Wand, 2-Part with Aluminum Tube
Floor Wand	4.130-394.0	Floor Wand, Quick-Action Coupling, Aluminum Tube and Metal Nozzle
Hard Surface Kit	4.762-220.0	Hard Surface Kit (attaches to 4.130-127.0 & 4.130-394.0 wands)
Window Cleaning Kit	2.638-778.0	Window Cleaning Kit with 6.5ft (2M) Hose, (requires 2.389-293.0 Coupler)
Venetian Blind Kit	4.130-083.0	Venetian Blind Kit (requires 6.389-293.0 Coupler)
Stair Cleaning Tool	4.130-128.0	Stair Cleaning Tool, 9"
Solution & vacuum hose	6.391-411.0	13' High Pressure Solution & vacuum hose
Hose	6.391-410.0	8' Hose, Complete with couplings
Surface Nozzle	4.130-117.0	Stone & Hard Surface Nozzle
Adaptor	4.762-219.0	Hard Surface Adaptor for Standard Hand Tool
Tablets	6.290-500.0	RM 760 Tablets, 200 Count
Tablets	6.290-828.0	RM 760 Tablets, 16 Count

Puzzi 10/1



For well-maintained carpets.

The Puzzi 10/1 is ideal for cleaning smaller to medium-sized carpets, upholstery and textile flooring. The modular accessories are kept directly on the machine. The carrying handle offers a clip for the wand and makes transportation easy.



1 Perfectly suitable for everyday use

- Adjustable handle without the use of tools, accessory / port and quick change of floor nozzle to upholstery nozzle.

2 Powerful

- With a powerful 12.5 psi spray rate, the water and detergent solution is applied to the area being cleaned and picked up immediately by the vacuum nozzle.

Cleaned surfaces can be walked on almost right away as very little residual moisture remains. Carpets dry up to 63% faster than those cleaned with other comparable products.

Technical data and equipment

Puzzi 10/1

- Removable dirty water tank
- Rubber mounted pump / turbine
- Extra handle on floor nozzle (adjustable)

Technical data

Max. area performance	215 - 269 ft ² /hr (20-25 m ² /h)
Air flow rating	114 cfm (54 l / sec)
Vacuum	88 in (220/22 mbar / kPa)
Spray rate	.26 gallon / min (1 l / min)
Spray pressure/back pressure	14.5 psi (1 bar)
Tank (fresh/dirty)	2.6 gallon / 2.3 gallon (10 l / 9 l)
Turbine Power rating	1,250 W / 1.7 HP
Power rating pump	0.05 HP (40 W)
Voltage	120 V
Weight	23.5 lbs (10.7 kg)
Dimensions (L x W x H)	27.76" x 12.6" x 17.1" (705 mm x 320 mm x 435 mm)

Equipment

Spray hose with integrated water feed	98.5" (2.5 m)
Narrow floor nozzle, complete with flexible squeegee blade	■
Handle with trigger	■
Order No.	1.100-133.0

- Included in delivery.

Puzzi 10/2 Adv



Double the power.
(available in 220V 50hz only)

The spray rate and pressure of the Puzzi 10/2 Adv is double that of the Puzzi 100, giving you increased cleaning performance. Puzzi 10/2 Adv is also fitted with a defoaming tank, which when used with Kärcher anti-foaming chemical, stops the build up of foam in the dirty water tank. This is particularly helpful for cleaning areas that have previously been treated with chemical.



1 Diverse Applications

- Ideal for use in hotels, restaurants, shops and the automotive industry.

Technical data and equipment

Puzzi 10/2 Adv

- Foam dosage
- Storage compartment for RM tabs
- Socket for PW 30/1

Technical data

Max. area performance	323-484 ft ² /hr
Air flow rating	114 cfm (54 l / sec)
Spray rate	.52 gallon / min (2 l / min)
Spray pressure/back pressure	29 psi (2 bar)
Tank (fresh/dirty)	2.6 gallon / 2.3 gallon (10 L / 9 L)
Power rating (fan/pump)	1,250 W / 80 W
Vacuum motor	1.5 hp (1,100 W)
Waterlift rating	88" (220 mbar)
Weight	25.4 lbs (11.5 kg)
Dimensions (L x W x H)	27.8" x 12.6" x 17.1" (705 mm x 320 mm x 435 mm)

Equipment

Spray hose with integrated water feed	98.5" (2.5 m)
Hand tool	■ n
Order No.	1.193-120.0


■ Included in delivery. * Varies depending on carpet fiber type or material being cleaned.

Puzzi 30/4



More flexibility for cleaning medium areas.

This mobile and very quiet machine is specifically designed for medium sized carpeted areas and represents a user-friendly and economic cleaning solution. It's new upright design offers comfortable ergonomic operation and improved productivity. The Puzzi 30/4 also has an integrated HEPA-level filter for optimal health protection. Accessories can be stored directly on the machine.



1 Extremely quiet

- Daytime cleaning and operation in noise-sensitive areas possible with the low noise level of 66 dBA.

2 Easy transport

- Big wheels enable simple and comfortable transport over thresholds and up and down stairs.
- Ergonomic operation and comfortable handling due to upright-concept.
- Easy transport – the machine can be moved lying on its back and with a full solution tank.

3 Easy use

- Easy removal of the fresh water filter.
- Solution level indicator.
- On-board storage for accessories.

4 Removable container

- Comfortable filling of solution tank.
- The container can be removed for emptying.

Technical data and equipment

Puzzi 30/4

- Removable waste water container
- Fresh water tank filling level display
- Horizontal transport possible with full fresh water tank

Technical data

Air flow rate	cfm	157 (4.5 m ³ /min)
Vacuum		102" H ₂ O (2591 mm)
Flow rate	gpm	0.8 (3 l/min)
Spray pressure	psi	58 (4 bar)
Tank, fresh water	gallons	8 (30 l)
Tank, dirt water	gallons	4 (15 l)
Electrical system		120 V, 10 amp
Operating noise level		66 dBA
Weight	lbs	61.6 (28 kg)
Dimensions (L x W x H)	inches	22.8" x 18.1" x 36.6" (58 cm x 46 cm x 93 cm)

Equipment

Suction hose (13 ft.)	■	n
Flexible floor nozzle (13.75")	■	
Home Base kit (adapter and cable hook)	■	
Handle with sight glass	■	
Floor nozzle	-	
Upholstery tool	-	
Crevice nozzle	-	
Hard surface adapter	-	
Order No.	1.101-126.0	

- Included in delivery.

Standard Accessories

Product name	Order No.	Description
Nozzle	4.130-011.0	Flexible Floor Nozzle (Assy)
Suction Hose	6.394-375.0	Suction Hose, 13 FT
Handle	4.130-000.0	Handle with Sight Glass
Adapter	5.035-488.0	Home Base Adapter

Optional Accessories

Nozzle	4.130-009.0	Floor Nozzle (Separate)
Upholstery Tool	4.130-001.0	Upholstery Tool
Nozzle	4.130-010.0	Crevice Nozzle
Adapter	4.762-017.0	Hard Surface Adapter

BRC 30/15 C



The perfect solution for larger areas.

Our carpet cleaning machines are ideal for efficient, fiber-deep cleaning of large areas; roller brushes support the cleaning action of the water and cleaning agent.



1 High cleaning performance

- Brush roller assists fiber-deep cleaning action.
- Floating brush roller for uniform contact pressure.
- Revives pile, giving carpets a fresh new look.

2 Compact dimensions

- Ideal for areas between 2150 ft² and 8600 ft².
- Easy storage.
- Easy to transport.

Technical data and equipment

BRC 30/15 C

- ETL listed
- For small to medium-sized areas
- Working direction, backwards
- Constant brush contact pressure

Technical data

Vacuum motor	1.5 hp, 3-stage
Air flow rate	120" (3050 mm)
Waterlift rate	100" waterlift
Solution pump	58 psi (3.5 bar)
Solution spray	1 quick-connect jet
Brush working width	10" (254 mm)
Working width, suction	12.5" (315 mm)
Tank (fresh/dirty)	4.6 gallon / 3.9 gallon (17.3 l / 14.71 l)
Noise level	73.7 dBA
Brush motor rating	80 W
Weight	75 lbs (34 kg)
Dimensions (L x W x H)	36.3" x 14" x 30" (920 mm x 360 mm x 750 mm)

Equipment

Working direction	backwards
Number of rollers	1
Order No.	1.008-058.0

- Included in delivery.

Standard Accessories

Product name	Order No.	Description
Brush	8.621-604.0	Brush, Chevron, 10"
Brush	8.629-552.0	Brush, Extractor, Natural Bristles
Adapter	8.631-030.0	Assembly, Adapter (1/8" M X 1/4" FPT Nipple)

Optional Accessories

Handtool Kit	8.629-036.0	Handtool Kit with Bag
Adapter	8.600-075.0	Adapter for BRC 30/15 C

BRC 46/38 C



Designed for easy Maintenance.

Designed for easy maintenance and servicing, to increase the life of your equipment investment.



1 Innovative design

- No-hose design makes filling and emptying easy.
- Easy adjustment of brush settings.
- Quick connect ports make attachment of tools quick and easy.

2 Superior performance

- Designed for easy maintenance and servicing.
- Easily combine optional accessories for spot, stair and furniture cleaning.

Technical data and equipment

BRC 46/38 C

- ETL listed
- No-hose design makes it easy to fill and empty
- Easily adjusted brush settings
- Quick connect ports for easily attached tools

Technical data

Vacuum motor	3 stage, bypass, 1.5 hp
Air flow rate	100 cfm
Waterlift rate	117" waterlift (2972 mm)
Solution pump	100 psi (6.4 bar)
Solution spray	2 quick-connect jets
Brush working width	18" (457 mm)
Working width, suction	21" (530 mm)
Tank (fresh/dirty)	10 gallon / 10 gallon (37 l / 37 l)
Noise level	75 dBA
Brush motor rating	250 W (1/3 hp)
Weight	94 lbs (42.6 kg)
Dimensions (L x W x H)	33" x 21" x 44" (840 mm x 530 mm x 1120 mm)

Equipment

Working direction	backwards
Number of rollers	1
Order No.	1.008-054.0

- Included in delivery.

Standard Accessories

Product name	Order No.	Description
Jet	8.600-458.0	Jet, Mini PROMAX 9504
Sp Brush,	8.600-115.0	Sp Brush, 18"

Optional Accessories

Handtool Kit	8.600-001.0	Handtool Kit with Bag
Squeegee assembly	8.602-852.0	Squeegee assembly 18"
Replacement blade	8.622-959.0	Replacement blade, 18" squeegee
MicroFilter™ Kit	9.840-551.0	Air Quality MicroFilter™ Kit (Includes 2 filters and stainless steel bracket)
MicroFilter™ Refill	8.623-611.0	One Air Quality MicroFilter™ Refill

BRC 46/76 W



Deep, restorative extraction.

The most value per gallon capacity in the industry. Performance breakthroughs and ergonomics create a carpet extractor that maximizes operator productivity. Exceptional maneuverability and compact design makes it easy to operate in small areas.

1 Designed for productivity

- Self-propelled design.
- Low profile for exceptional maneuverability.
- 20 gallon capacity

2 Superior performance

- Designed for easy maintenance and servicing.
- Easily combine optional accessories for spot, stair and furniture cleaning.

Technical data and equipment

BRC 46/76 W

- ETL listed
- Self-propelled design for operator productivity
- Low profile compact design for exceptional maneuverability
- 20 gallon capacity

Technical data

Vacuum motor	3 stage, bypass, 1.5 hp
Air flow rate	100 cfm
Waterlift rate	120" waterlift
Solution pump	100 psi (6.4 bar)
Solution spray	2 quick-connect jets
Brush working width	18" (460 mm)
Working width, suction	22" (560 mm)
Tank (fresh/dirty)	10 gallon / 10 gallon (37 l / 37 l)
Noise level	75 dBA
Brush motor rating	250 W
Weight	120 lbs (55 kg)
Dimensions (L x W x H)	51" x 22" x 44" (1300 mm x 560 mm x 1110 mm)

Equipment

Working direction	Forwards
Number of rollers	1

Order No.	1.008-650.0
------------------	--------------------

- Included in delivery.

Accessories

Standard Accessories

Product name	Order No.	Description
Brush	8.600-112.0	Brush, 18 L X 4.5 OD
Jet	8.600-458.0	Jet, Mini PROMAX 9504

Optional Accessories

Tool Adapter	8.608-908.0	BRC 46/76 Vacuum Accessory Tool Adapter
Carrying Bag	8.600-175.0	Nylon Mesh Hose Carrying Bag
Adapter	8.626-069.0	Fill Hose with Faucet Adapter
Heating System Booster	8.604-105.0	Pro Heater™ 115V Heating System Booster
hose assembly	8.626-077.0	16 ft high temperature vac/solution hose assembly for use with Pro Heater™
Power Sprayer	8.604-106.0	115V ProSpray™ Power Sprayer (For applying Traffic Lane Cleaner, soil retardant, etc.)
Solution Spotter Adapter	8.600-075.0	Solution Spotter Adapter (1/4" QD Plug X 1/8" FPT Female QD; 13" Long)
Handtool, Spotter Kit	8.621-879.0	Handtool, Spotter Kit with Vacuum and Solution Hoses, 1/8" QD Coupler
Handtool, Spotter Kit	8.629-036.0	Handtool, Spotter Kit with Bag (Includes 8.621-879.0 above)
Deluxe Hand Tool Kit	8.600-001.0	Deluxe Hand Tool Kit (Includes 12' Hose & Carrying Bag) Requires 8.600-075.0 adapter!
Handtool	8.600-002.0	Handtool - 3" Vacuum Head, 250 PSI
Kurve™ Carpet Extraction Wand	8.634-234.0	Kurve™ Carpet Extraction Wand, 13"-Wide, 500 PSI, Aluminum Construction with Ergonomic Design
Deluxe Professional Wand	8.600-060.0	Deluxe Professional Wand - 500 PSI, 63"-long with S-Bend for Under Desk and Furniture Cleaning Ships with 100 PSI Nozzles; See Wand Nozzles Below for Other Pressures
Standard Wand	8.600-061.0	Standard Wand - 100 PSI, 12"-Wide Stainless Steel, Heavy-Duty Wand for Use on Any Carpet
Spotting Wand	8.600-005.0	Spotting Wand - 100 PSI Lightweight Stainless Steel Spotting Wand, 56.5" in length
Hard Floor Flip/Flop Tool	9.840-628.0	Spotting Wand Kit (Includes Spotting Wand, 12' Vacuum & Solution Hose and carrying case)
Hard Floor Flip/Flop Tool	8.604-148.0	Hard Floor Flip/Flop Tool - Converts BRC to Hard Surface Cleaning Tool. Consists of 15" X 1.5" Scrub brush on one side and Wet Squeegee Pick-up on the Other
Fastaction Spray Wand	8.604-119.0	Fastaction Spray Wand with 25' Solution Hose
Extractor Spotting Wand	8.604-118.0	Extractor Spotting Wand - 18" Spray Wand with 4' Solution Hose for Pre-Spraying while Extracting
Tee-Jet	8.624-157.0	Tee-Jet, Stainless Steel, 11002 (100 PSI Pumps)
Tee-Jet	8.620-176.0	Tee-Jet, Stainless Steel, 110015 (200 PSI Pumps)
Tee-Jet	8.620-167.0	Tee-Jet, Stainless Steel, 9501 (500 PSI Pumps)
Hose Assembly	8.600-414.0	Hose Assembly, 12', 250 PSI
Hose Assembly	8.600-415.0	Hose Assembly, 16', 250 PSI
Hose Assembly	8.628-416.0	Hose Assembly, 25', 250 PSI

Puzzi 50/35 C, Puzzi 50/14 E, Puzzi 64/35 E



Productive & Portable.

Puzzi 13 and 17 gallon portable extractors are powerful and versatile. Available in hot and cold water models and adjustable to 1-200 psi and 1-500 psi.



1 Easily maneuverable

- Large transport wheels
- Compact size
- Handle with upper rear casters assist in loading and unloading

2 Innovative design

- On-board carrying system provides storage for your wand, cord, bucket and a quart of pre-spray
- Convenient easy access control panel

Technical data and equipment

	Puzzi 50/35 C	Puzzi 50/14 E	Puzzi 64/35 E
	<ul style="list-style-type: none"> ■ 13 gallon ■ 500 psi ■ ETL listed 	<ul style="list-style-type: none"> ■ 13 gallon ■ 200 psi ■ 1850 W heater 	<ul style="list-style-type: none"> ■ 17 gallon ■ 500 psi ■ 1850 W heater
Technical data			
Vacuum motor	One, three stage	Two, three stage	Two, three stage
Water lift	107" (2718 mm)	74" (1180 mm)	74" (1180 mm)
Air flow	73 cfm (2.06 m3/min)	111 cfm (3.14 m3/min)	111 cfm (3.14 m3/min)
Solution pump	500 psi	200 psi	500 psi
Heater		1850 W	1850 W
Tank (fresh/dirty)	13 gallon / 11 gallon (49.2 l / 41.6 l)	13 gallon / 11 gallon (49.2 l / 41.6 l)	17 gallon / 14 gallon (64.3 l / 53 l)
Electrical system	120 v, 15 amp	2 x 120 v, 15 amp	2 x 120 v, 15 amp
Power cable	1 cord	2 cords	2 cords
Wheels	2 x 4" (102 mm) 2 x 12" (305 mm) 2 x 3" (76 mm)	2 x 4" (102 mm) 2 x 12" (305 mm) 2 x 3" (76 mm)	2 x 4" (102 mm) 2 x 12" (305 mm) 2 x 3" (76 mm)
Weight	115 lbs (52.2 kg)	134 lbs (60.8 kg)	139 lbs (63 kg)
Dimensions (L x W x H)	30.5" x 22" x 43.25" (775 mm x 559 mm x 1098 mm)	30.5" x 22" x 43.25" (775 mm x 559 mm x 1098 mm)	32.5" x 22.5" x 43.25" (825.5 mm x 571.5 mm x 1098 mm)
Equipment			
Hose	<input type="checkbox"/>	<input type="checkbox"/>	<input type="checkbox"/>
Wand	<input type="checkbox"/>	<input type="checkbox"/>	<input type="checkbox"/>
Pressure gauge	■ n	■ n	■ n
Heater	-	■ n	■ n
Order No.	1.006-672.0	1.006-673.0	1.006-674.0

■ Included in delivery. □ Accessories available.

Optional Accessories

Product name	Order No.	Description
Kurve™ Deluxe Carpet Extraction Wand	8.634-234.0	Kurve™ Deluxe Carpet Extraction Wand, 13", 500 PSI
Hose Rack	8.632-885.0	Hose Rack
Complete Hose and Wand Kit	9.840-637.0	Complete Hose and Wand Kit (500 PSI Pro Wand, 25' Hose Set and Bag)
Deluxe Professional Wand	8.600-060.0	Deluxe Professional Wand * & 500 PSI High Temperature Hose
Vacuum Hose Set	8.626-074.0	16.5', 500 PSI Vacuum Hose Set
Vacuum Hose Set	8.624-189.0	25', 500 PSI Vacuum Hose Set
Auto detail kit	8.628-466.0	Auto detail kit with 25' vacuum hose (includes heavy-duty Auto Detail Tool, Crevice Tool with Detergent Application and Carry bag)
Deluxe Wand Nozzles,	8.624-157.0	Deluxe Wand Nozzles, Tee-Jet, Stainless Steel, 11002 (100 PSI pumps)
Deluxe Wand Nozzles,	8.620-176.0	Deluxe Wand Nozzles, Tee-Jet, Stainless Steel, 110015 (200 PSI pumps)
Deluxe Wand Nozzles,	8.620-167.0	Deluxe Wand Nozzles, Tee-Jet, Stainless Steel, 9501 (500 PSI pumps)

DE 4002



Hygienically clean without the use of chemicals.

Time is money - particularly in commercial cleaning. The DE 4002 equipment an ingenious filling system and convenience, making it ideal for commercial use.

Technical data and equipment

DE 4002

- Optional transport cart
- Short heating-up time
- Twin tank system with transfer pump for continuous use
- Filter funnel
- CSA listed

Technical data

Voltage	110 V
Steam temp/pressure	248° (3.2 bar)
Tank capacity	.63 gallon (2.4 l)
Cable length	24.5" (7.5 m)
Weight without accessories	17 lbs (7.5 kg)
Dimensions (L x W x H)	18" x 12" x 10.4" (456 mm x 305 mm x 265 mm)

Equipment

Steam suction hose with handle	■	n
Steam tubes 2x	■	n
Floor tool	■	n
Hand tool	■	n
Round brush, black	■	n
Upholstery tool with brush	■	n
Order No.	1.092-804.0	

■ Included in delivery.

Standard Accessories

Product name	Order No.	Description
Steam Hose	4.321-114.0	Steam Hose
Extension Tube	4.127-023.0	Extension Tube
Floor Tool	2.884-278.0	Floor Tool, 12.4"
Hand Tool	4.130-144.0	Hand Tool
Cloth Set	6.960-019.0	Cloth Set w/ 2 large floor cloths & 3 covers for hand tool
Power Nozzle	2.884-282.0	Power Nozzle, DE 4002
Nozzle	2.884-281.0	Point Jet Nozzle

Optional Accessories

Window Nozzle	4.130-115.0	Window Nozzle
Brushes	6.962-139.0	Brushes 5 X Per Pack
Wallpaper Stripper	2.863-062.0	Wallpaper Stripper
Round Brush Set	2.863-077.0	Round Brush Set, 2X Red, 1X Black
Round Brass Brush Set	2.863-075.0	Round Brass Brush Set, 3 Nozzles
Microfiber Cloth Set	2.863-171.0	Steam+Clean Microfiber Cloth Set for Bathrooms (Includes 4 different clothes)
Microfiber Cloth Set	2.863-172.0	Steam+Clean Microfiber Cloth Set for Kitchens (Includes 4 different clothes)
Microfiber Cloth Set	2.863-173.0	Steam+Clean Microfiber Velour Floor Cloth Set (Includes 2 cloths)
Microfiber Cloth Set	2.863-174.0	Steam+Clean Microfiber Velour Cloth Covers for the Hand Tool (Includes 2 cloths)
Terry Cloth Towels	6.369-481.0	Extra-Wide, Hard Wearing, Terry Cloth Towels (set of 5)
Cart	6.962-239.0	Two Wheel Transport Cart

AB 84 CUL



Dry within minutes.

The powerful AB 84 air blower moves up to 3,000 cfm of air cutting drying times by up to 50%! The ideal solution for use in the building trade and for water damaged areas.



1 Built to last

- Wheels and push handle make this air blower easy to transport.
- Sturdy, four-point motor mount.
- Three standing positions.

2 Shorter drying times

- The AB 84 air blower shortens the drying time of spray-extracted or shampooed carpets by up to 50%.
- Built in carpet clip for use with flood restoration.
- For use with everything from emergency air removal from buildings to inflatable play grounds.

Technical data and equipment

AB 84 CUL

- 3-speed fan
- On-board cable storage
- Chassis with folding handle
- ETL listed

Technical data

Air flow rate (levels 1/2/3)	56 m ³ /min / 70 m ³ /min / 84 m ³ /min
Fan speed (levels 1/2/3)	1050 rpm / 1350 rpm / 1600 rpm
Cable length	25" (7.62 m)
Max. intake	700 W
Weight	39 lbs (17.6 kg)
Dimensions (L x W x H)	22.8" x 16" x 10.4" (580 mm x 410 mm x 264 mm)

Equipment

Sturdy plastic housing	■	n
Chassis with wheels	■	n
Ergonomic carrying handle	■	n
Folding Handle	■	n
On-board cable storage	■	n
Carpet clip	■	n

Order No. 1.004-053.0

- Included in delivery.

Sweeper and vacuum sweepers.

Kärcher sweepers and vacuum sweepers are ideal for cleaning different types of surfaces both indoors and outdoors and have a range of impressive product accessories. Sweepers with or without vacuum are available for a wide range of cleaning tasks. Clever ergonomics, ease of use thanks to EASY Operation and simple handling make our machines ideal for almost any cleaning task.





1 EASY Operation - Ergonomic Application SYstem

■ With EASY Operation, Kärcher offers a standard operating system with self explanatory symbols to prevent incorrect operation. This increases safety and productivity and extends the life of the machine. Symbols and settings are identical on all sweepers and scrubber dryers. Once learnt, every machine can be operated intuitively with EASY Operation. EASY Operation is standard on a large number of Kärcher machines

2 Dustpan principle

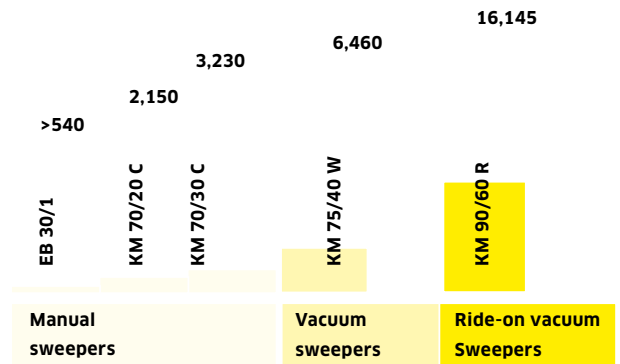
■ The roller brush sweeps the dirt forwards into a container. The advantages: less effort, easy handling and minimal dust creation.

3 Overthrow system

■ The roller brush rotates at high speed and throws the dirt up and back into a trailing container. The entire capacity of the container is used, making long periods of uninterrupted operation possible. Cans and stones are easily picked up through the wide coarse dirt flap.

Sweepers and vacuum sweepers. Economical in use.

The use of the following Kärcher sweepers and vacuum sweepers is cost-effective when the area to be swept per hour is as indicated on their performance columns.



EB 30/1



For fast & efficient sweeping.

Whisper-quiet electric broom for discrete and quick interim cleaning. Features Ni-Cad battery technology allows for long operating times - 30 minutes on carpets and up to 45 minutes on hard surfaces. Designed for commercial-duty, the EB 30/1 is durable and ergonomic. Includes one battery and charger.



1 Convenient interim cleaning

- Equipped with a powerful quick-change battery, the EB 30/1 can be used anywhere since it requires not power outlet.
- Whisper quiet.
- Ergonomically designed for commercial use.
- 30 minute run times.

2 Easily empty debris

- The EB 30/1 has a large capacity dustpan for coarse and fine debris and is easily removed for emptying.
- Designed with a universal joint to allow the handle to be locked or unlocked.

3 Brush replacement without tools

- The roller brush can be removed without tools for easier cleaning.

Technical data and equipment

EB 30/1

- Ni-Cad battery technology
- 12" sweeping path
- 67 in3 (1 l) capacity
- Whisper quiet
- Cordless design reduces trips & falls

Technical data

Working width	12" (300 mm)
Container capacity	.26 gallon (1 l)
Noise level	56 dBA
Operating time (carpet/hard surface)	30 min / 45 min
Battery charging time	12 hrs
Weight	5 lbs (2.3 kg)
Dimensions (L x W x H)	9.8" x 11.8" x 43.3" (250 mm x 300 mm x 1100 mm)

Equipment

Battery	■	n
Plug-in power supply battery charger	■	n
Roller broom, standard	■	n
Order No.	1.545-121.0	

■ Included in delivery.

Standard Accessories

Product name	Order No.	Description
Ni-Cad battery	4.654-259.0	Ni-Cad battery
Battery charger	6.646-670.0	Battery charger
Replacement Roller Brush	4.762-400.0	Replacement Roller Brush, Packaged

Optional Accessories

Roller Brush	4.762-401.0	Roller Brush, Red, For Hard Surfaces
Rechargeable battery charger	6.654-197.0	Rechargeable battery charger - For charging Kärcher rechargeable battery packs NiCad, NiMH and Li-Ion type

KM 70/20 C



KM 70/20 C 2 B shown.

Lightweight and simple – for quick clean-ups.

The KM 70/20 is ideal for sweeping small areas indoors and outdoors. It cleans better and faster than a broom and is almost dust-free thanks to the controlled air flow and integrated dust filter.



1 Main roller brush drive

- The main roller broom is driven by both wheels – for excellent results when cleaning in corners.

2 Adjustable push handle

- Excellent ergonomics due to triple adjustment option.
- Foldable for space-saving parking

3 Large dirt container

- Ergonomic container grip for easy handling and emptying.

4 Dust filter

- Dust filter cleans the exhaust air and prevents dust creation while sweeping.

Technical data and equipment

KM 70/20 C

- 28" cleaning path
- Roller broom driven via both wheels
- Direct-throw sweeping
- Limited slip differential drive system
- Adjustable side broom and roller broom
- 38" cleaning path

KM 70/20 C 2SB

- Roller broom driven via both wheels
- Direct-throw sweeping
- Limited slip differential drive system
- Adjustable side broom and roller broom
- Adjustable side broom and roller broom

Technical data

		KM 70/20 C	KM 70/20 C 2SB
Working width	in	18.8 (480 mm)	18.8 (480 mm)
Working width with 1 side broom	in	28 (700 mm)	–
Working width with 2 side brooms		–	38 (960 mm)
Drive		manual	manual
Max. area performance	ft² / hr	30,000	39,600
Sweeping method		Direct throw	Direct throw
Waste container	gal	11 / 1.5 cubic ft / (42 l)	11 / 1.5 cubic ft / (42 l)
Weight	lbs	51 (23 kg)	57 (26 kg)
Dimensions (L x W x H)	in	51.2" x 30.14" x 40.7" (1300 mm x 850 mm x 1050 mm)	51.2" x 37.8" x 40.7" (1300 mm x 960 mm x 1050 mm)

Equipment

		KM 70/20 C	KM 70/20 C 2SB
Fine dust filter	■	n	■
Manual sweeping drive	■	n	■
Adjustable main roller broom	■	n	■
Foldable side brush	■	n	■
Adjustable side broom	■	n	■
Continuously adjustable side brush	■	n	■
Fold-down push handle	■	n	■
Outdoor use	■	n	■
Indoor use	■	n	■
Order No.		1.517-106.0	1.517-107.0

- Included in delivery.

Standard Accessories

Product name	Order No.	Description
Standard side broom	6.966-005.0	Standard side broom - water-resistant universal bristles, extremely durable, suitable for all types of surfaces. Broom only.
Standard roller broom	6.906-041.0	Standard roller broom - water-resistant universal bristles, extremely durable, suitable for all types of surfaces.
Dust Filter	4.040-772.0	Dust Filter

Optional Accessories

Litter picker	2.640-908.0	Litter picker - for picking up waste
Dust filter	4.040-772.0	Dust filter
Standard roller broom	6.907-041.0	Standard roller broom - water-resistant universal bristles, extremely durable, suitable for all types of surfaces. Complete kit.
Standard side broom	6.966-005.0	Standard side broom - water-resistant universal bristles, extremely durable, suitable for all types of surfaces.

KM 70/30 C Bp Adv



Compact, convenient and universal.

The extremely compact and efficient KM 70/30 C sweeps silently. Main roller broom and side broom with electric drive – cleans right into the corners, suitable for indoor and outdoor use.



1 Adjustable push handle

- Excellent ergonomics due to triple adjustment option.
- Foldable for space-saving parking.

2 EASY Operation concept

- Easy to use program selector switch.

3 Easy to transport

- Front and rear handles for easy transport (e.g. via stairs).

4 Fine dust suction

- Electric suction fan for removing fine dust from the waste container.
- Can be switched off for sweeping in wet weather.

Technical data and equipment

KM 70/30 C Bp Adv

- 28" Cleaning path
- Vacuum dust control
- Electrically powered main roller broom and side broom
- Continuously adjustable roller broom and side broom

Technical data

Working width	18.8" (480 mm)
Working width with 1 side broom	28" (700 mm)
Drive	Battery
Power	12 V / 150 W
Max. area performance	30,100 ft ² / hr
Waste container	11 gallon / 1.5 cubic ft / (42 l)
Filter area	945 in ² (0.61 m ²)
Charging time rechargeable battery	12 hr
Operating time	3.5 hr
Weight	105 lbs (48 kg) without batteries
Dimensions (L x W x H)	48.8" x 28" x 45.2" (1240 mm x 710 mm x 1150 mm)

Equipment

Electric sweeping drive	■	n
Adjustable main roller broom	■	n
Manual filter cleaning system	■	n
Fold-down push handle	■	n
Battery and charger included	■	n
Vacuum	■	n
Order No.	1.517-218.0	

■ Included in delivery.

Standard Accessories

Product name	Order No.	Description
Standard side broom	6.966-005.0	Standard side broom - water-resistant universal bristles, extremely durable, suitable for all types of surfaces. Broom only.
Standard roller broom	6.906-041.0	Standard roller broom - water-resistant universal bristles, extremely durable, suitable for all types of surfaces.
Flat Filter	6.904-367.0	Flat Filter, Kärcher OEM

Optional Accessories

Litter picker	2.640-908.0	Litter picker - for picking up waste
Filter element	5.731.625.0	Filter element - plastic filter, water resistant, washable, saves maintenance costs
Flat Filter	6.904-367.0	Flat Filter, Kärcher OEM
Standard roller broom	6.906-041.0	Standard roller broom - water-resistant universal bristles, extremely durable, suitable for all types of surfaces.
Standard side broom	6.966-005.0	Standard side broom - water-resistant universal bristles, extremely durable, suitable for all types of surfaces.

KM 75/40 W Bp



Clean entry into the walk-behind class.

Compact and agile, the KM 75/40 W cleans small to medium-sized areas with excellent results. With convenient traction drive and powerful vacuum system, available with silent battery-powered motor.



1 Waste container with trolley grip

- Waste container with recessed grips - easy to remove and empty.
- Short disposal times.

2 Efficient filter system with mechanical filter cleaning

- 19.3 ft² filter area for continuous working.
- Made of tough polyester for durability.
- Mechanical filter cleaning system with ergonomic handle.

3 Easy to maintain

- Filter and roller broom easy to remove without tools for flexible maintenance.

4 EASY Operation concept

- Clear and logical arrangement of all controls on the handle and field of view for ease of use.
- Standard symbols for all Kärcher sweepers.

Technical data and equipment

KM 75/40 W Bp

- Waste container with trolley grip
- Roller broom changeover without tools
- Efficient filter cleaning system with clean filter replacement without tools

Technical data	
Working width with 1 side broom	30" (750 mm)
Drive	DC motor; .5 hp / 400 W
Max. area performance	36,328 ft ² / hr
Waste container	10.5 gallon / 1.4 cubic ft / (40 l)
Power source	2 x 12 V 70 ah AGM batteries
Sweeping method	Overthrow
Climbing ability	12 %
Working speed	2.8 mph (4.5 km / h)
Filter area	2,790 in ² (1.8 m ²) - flat, pleated with manual shaker
Weight	172 lbs (78 kg) without batteries
Dimensions (L x W x H)	56" x 30" x 46.5" (1430 mm x 780 mm x 1180 mm)

Equipment	
Polyester flat pleated filter	■ n
Manual filter cleaning system	■ n
Forward drive	■ n
Adjustable main roller broom	■ n
Mobile waste container	■ n
Coarse dirt flap	■ n
Battery and charger included	■ n
Order No.	9.840-739.0

- Included in delivery.

Standard Accessories

Product name	Order No.	Description
Battery	8.631-173.0	Battery, 12V AGM 70 Ah
Charger	8.629-377.0	Charger, 24V 25A AGM C50
Side Broom	6.905-626.0	Side Broom, KM Soft Bristle
Main Broom	6.906-884.0	Main Broom, KM 75/40W Bp
Filter	5.731-635.0	Filter, KM 75/40W Bp

Optional Accessories

Side Broom	6.905-625.0	Side Broom, KM, Hard for Difficult/Heavy-duty cleaning
Side Broom	6.906-885.0	Side Broom, Radius 300
Rolling Brush	6.906-950.0	Anti-Static Rolling Brush
Carpet Sweeping Kit	2.641-571.0	Carpet Sweeping Kit (includes fluff filter, anti-static roller brush and triple caster)
Flat pleated filter	6.906-884.0	Flat pleated filter - plastic filter, water resistant, washable, reduces maintenance costs
Standard roller broom	6.906-886.0	Standard roller broom - water-resistant universal bristles, extremely durable, suitable for all types of surfaces.
Main roller broom	6.906-885.0	Main roller broom, soft/natural - specifically designed with natural bristles for sweeping fine dust on smooth indoor floors.

KM 90/60 R Bp Adv



The smart way to sweep.

Comfortable alternative to walk-behind sweepers. The KM 90/60 R ride-on sweeper offers best-in-class comfort with its adjustable seat, easy steering and large wheels for high performance as well as providing excellent cleaning results. The KM 90/60 now offers fully automatic TACT filter cleaning system.



1 Robust, compact design with pick-up area

- Built to last, highly reliable.
- Safety and manoeuvrability.

2 EASY Operation concept

- Logical and clear.
- All controls are clearly arranged and easy to access.

3 Tact: the fully automatic, continuous filter cleaning

- Highly effective filter cleaning for continuous dust-free sweeping.
- Compact filter size with long service life.
- Easy access to the filter.

4 Compact design with additional storage space

- Using the Homebase accessories, additional cleaning tools can be attached and carried on-board.

Technical data and equipment

	KM 90/60 R Bp Adv	KM 90/60 R Bp Adv 2SB
	<ul style="list-style-type: none"> ■ TACT: Automatic filter cleaning system ■ Integrated Homebase kit ■ Ergonomic operating concept ■ Floating main roller brush 	<ul style="list-style-type: none"> ■ 2 side brushes ■ TACT: Automatic filter cleaning system ■ Integrated Homebase kit ■ Ergonomic operating concept ■ Floating main roller brush
Technical data		
Working width	36" (900 mm)	45" (1150 mm)
Drive	DC motor	DC motor
Sweeping method	Overthrow	Overthrow
Max. area performance	58,125 ft ² / hr (5,400 m ² / hr)	74,270 ft ² / hr (6,900 m ² / hr)
Waste container	15.85 gallons (60 l)	15.85 gallons (60 l)
Climbing ability	12%	12%
Working speed	3.72 mph (6 km / hr)	3.72 mph (6 km / hr)
Weight	782 lbs.	805 lbs.
Dimensions (L x W x H)	64.3" x 38.6" x 49.6" (1635 mm x 980 mm x 1260 mm)	64.3" x 38.6" x 49.6" (1635 mm x 980 mm x 1260 mm)
Equipment		
Polyester filter	■ n	■ n
TACT filter cleaning system	■ n	■ n
Floating main roller broom	■ n	■ n
Adjustable suction power	■ n	■ n
Coarse dirt flap	■ n	■ n
Battery and charger	■ n	■ n
Order No.	9.841-246.0	9.841-247.0
215 Ah batteries 234 Ah AGM batteries	9.841-248.0	9.841-249.0

■ Included in delivery.

Standard Accessories		
Product name	Order No.	Description
Battery	4.762-430.0	Main broom
Charger	6.906-132.0	Side broom
Side Broom	6.907-352.0	Flat Filter
Optional Accessories		
Adapter Homebase	5.035-488.0	Adapter Homebase - to mount different hooks and clips to the machine
Double hook	6.980-077.0	Double hook -suitable for storing trash bags on the machine (order also Homebase adapter)
Holder grey/mop clip	6.980-078.0	Holder grey/mop clip - used to fix a mop or broom to the machine (order also Homebase adapter)
Holder	6.980-080.0	Holder bottle clip
Rolling Brush	4.762-441.0	Anti-Static Rolling Brush
Main Roller Brush	4.762-443.0	Main Roller Brush, Hard
Main roller broom	4.762-442.0	Main Roller Brush, Soft/Natural
Side Brush	6.905-625.0	Side Brush, Hard
Side Brush Kit	2.642-693.0	Side Brush Kit, Left
Carpet Sweeping Kit	2.851-334.7	Carpet Sweeping Kit (Includes Anti-Static Rolling Brush) This is a factory installed option only.
Round filter	6.414-532.0	Round filter - plastic filter, water-resistant, washable, saves maintenance costs. (fits previous KM 90/60 R Bp without TACT)
Main roller brush	6.906-533.0	Main roller brush, soft/natural - with natural bristles, ideal for sweeping fine dust on smooth surfaces both indoors and outdoors.
Hard main roller brush	6.906-532.0	Hard main roller brush - for removal of stubborn dirt outdoors.
Battery	8.628-341.0	Battery, 12V, 215 Ah, low-maintenance
Battery	8.622-843.0	Battery, 12V, 234 Ah, AGM
Battery	8.628-404.0	Battery charger, 24V, 21A, 115V, C50, Wet/Gel. For use with 8.628-341.0
Battery	8.629-377.0	Battery charger, 24V, 25A, 115V, SB50. For use with 8.622-843.0.

Professional wet and dry vacuum cleaners.

Every experienced user knows that pure suction power alone says nothing about the real performance capability of a vacuum cleaner. The deciding factor is the overall design including all filters and controls, ergonomics, stability and optimal accessories. For decades, Kärcher has been setting standards with innovative technologies.





1 Gets into every corner

- Kärcher has listened to what professional users want and developed precisely the accessories they need. Kärcher wet and dry vacuum cleaners have the accessories for diverse cleaning tasks. They even remove dirt in awkward and tight corners.

2 Patented Trigger Air draft Cleaning Technology (TACT)

- Kärcher's patented Trigger Air draft Cleaning Technology (TACT) filter system allows for continuous fine and coarse dust retrieval without the need to shut the unit down for filter cleaning.

3 In daily use

- Kärcher wet and dry vacuum cleaners make the work of contract cleaners and caretakers much easier. They remove even the most stubborn dirt and liquid in the shortest time.

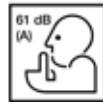
	Container capacity (gal)	Air flow rate (cfm)	Vacuum motor (watts)	Waterlift (inches)	Electronic tank level monitor	Dust bag	Tact - auto filter cleaning system
Dry vacuum cleaners							
T 12/1	3	130	1300	-	-	Cloth/2 ply Paper/Fleece	-
CV 71/2	9.25	224	2 x 802	-	-	Cloth/Paper/HEPA	-
Cordless vacuum cleaners							
BV 11/1 Bp	2.5	112	1295	-	-	Cloth/Paper	-
Upright vacuum cleaners							
CV 300	1	102	1000	-	-	3 ply Paper	-
CV 380	1	102	1000	-	-	3 ply Paper	-
CVU 30/1 HEPA	1.4	105	1230	-	-	Triple layer bag	-
CVU 36/1 HEPA	1.4	105	1230	-	-	Triple layer bag	-
CVU 46/1 HEPA	1.4	105	1230	-	-	Triple layer bag	-
Wet/dry vacuum cleaners							
NT 14/1 Eco Adv	3.7	129	1380	88.6	■	Paper/Fleece	-
NT 35/1 Tact	9.2	120	1265	88	■	2 ply Paper/Fleece	■
NT 45/1 Tact	11.9	120	1265	88	■	2 ply Paper	■
NT 48/1	12.6	141	1200	80	■	Paper	-
NT 65/2	17.2	229	1265	94	■	2 ply Paper	-
NT 68/1	18	142	1380	80	■	Paper	-

T 12/1



Cleaning in peace and quiet.

These dry vacuum cleaners are extremely quiet and therefore suitable for noise-sensitive areas such as hotels, reception areas and hospitals. Ergonomic foot switch and carry handle for stress-free working.



1 Performance in a convenient design

- The 40' long power cable can be wound fully around the cable storage integrated in the turbine head.
- Large permanent main filter guarantees optimal dust filtration and enable
- Vacuum to be operated with or without a bag.
- Optional HEPA filtration capabilities.

2 Daily maintenance cleaning

- The T 12/1 has a large container capacity allowing long periods of uninterrupted use with low maintenance costs.
- Large, foot operated switch eliminates bending.

Technical data and equipment

T 12/1

- 3 gallon tank
- 4 stage filtration, 99% at 0.3 microns
- Designed for easy mobility to the job
- 10" (254 mm) cleaning path

Technical data

Air flow rate	130 cfm (61 l / s)
Waterlift rating	98" waterlift
Container capacity	3 gallon (12 l)
Max. power rating	1.7 hp -1300 W
Hose length / diameter	8.2' / 1.25" (2.5 m / 32 mm)
Cable length	40' (12 m)
Operating noise level	61 dBA
Cleaning path	10" (254 mm)
Weight	14.5 lbs (6.6 kg)
Dimensions (L x W x H)	16.1" x 12.4" x 13.3" (410 mm x 315 mm x 340 mm)

Equipment

Suction hose with bend, 8.2' (2.5 m)	■	n
Suction tube, metal, 2 x 19.7" (0.5 m)	■	n
Washable nylon filter	■	n
Changeover floor tool, 11.2" (285 mm)	■	n
Order No.	1.355-127.0	

■ Included in delivery.

Standard Accessories

Product name	Order No.	Description
Hose	4.440-907.0	8.2' Hose Including Comfortable Hand Grip
Metal Wand	6.906-618.0	2-Piece Metal Wand
Round Filter Insert	5.731-619.0	Round Filter Insert (for operation without Filter Bags)
Floor Tool	6.906-696.0	Combination Carpet & Hard Floor Tool
Filter	6.904-315.0	Filter Bag Fleece (10 PK)

Optional Accessories

Bags	6.904-321.0	Fleece Tear-Proof Bags (200 Count)
Filter	6.904-312.0	Filter Bag Paper (10 PK)
Filter Bags	6.904-318.0	Bulk Pack Paper Filter Bags (200 Count)
Filter Bag	6.904-316.0	Fabric Filter Bag
HEPA Filter	6.414-801.0	HEPA Filter
Tool Set	2.860-143.0	Tool Set (Upholstery, crevice, brush - Wand Clip-on)
Upholstery Tool	6.903-402.0	Upholstery Tool - 4.72", Plastic
Crevice Tool	6.903-403.0	Crevice Tool
Brush	6.903-887.0	Dusting Brush, Plastic
Wand	6.903-524.0	Adjustable Height Wand
Floor Tool	2.860-114.0	Suction Driven Floor Tool
Hand Tool	2.860-113.0	Upholstery Hand Tool

BV 11/1



Productivity in a comfortable back pack vacuum.

The BV 11/1 back pack vacuum is ergonomically designed, making it comfortable to wear and easier to use. The power switch is mounted on the hip within easy view and reach of the operator. In addition, the quiet operation of the BV 11/1 prevents disruptive cleaning.



- 1 Ergonomic design**
 - Padded hip and shoulder harness increase comfort
- 2 6-piece kit included**
 - Tools stow conveniently on the harness for easy accessibility.

Technical data and equipment

BV 11/1

- 2.5 gallon capacity
- Ergonomically designed
- 6-piece tool kit
- Molded polyethylene housing

Technical data

Air flow rate	112 cfm (52 l / s)
Waterlift rating	104" waterlift
Container capacity	2.5 gallon (9.5 l)
Max. power rating	1.6 hp - 1300 W, flow through design with internal thermal protection
Hose length / diameter	5' / 1.5" (1.5 m / 38 mm)
Cable length	50' (15.2 m)
Operating noise level	67 dBA
Weight	11 lbs (5 kg)
Dimensions (L x W x H)	23.7" x 8.8" x 10.5" (602 mm x 215 mm x 268 mm)
Order No.	9.840-514.0

Accessories

Standard Accessories

Product name	Order No.	Description
Hose Assembly	8.619-894.0	Hose Assembly
Wand	8.628-666.0	Wand, 2 PC Aluminum Double Curve
Filter Bag Liner	8.619-884.0	Filter Bag Liner, Cloth VP10
Upholstery Tool	8.600-008.0	5" Upholstery Tool
Dusting Tool	8.600-007.0	3" Dusting Tool
Crevice Tool	8.628-451.0	Crevice Tool
Filter Bag	8.619-885.0	Filter Bag, VP10 Paper Pkg/10
Filter Dome	8.619-887.0	Filter Dome
Tool Kit	8.604-141.0	Tool Kit, back-pack vacuum (includes 5 items below)
Upholstery Brush	8.628-360.0	Upholstery Brush
Tube	8.600-009.0	Tube, 20" Extension

Optional Accessories

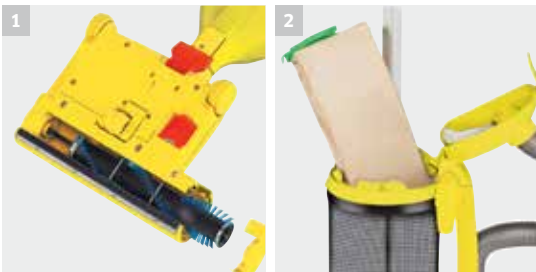
Hepa Filter Vacpac Upgrade Kit	8.637-872.0	Hepa Filter Vacpac Upgrade Kit: includes filters, gasket, filter housing, fastner set
Hepa Filter Vacpac Kit	8.637-871.0	Hepa Filter Vacpac Kit: includes filters. Hepa Filter Upgrade Kit 8.637-872.0 must be installed first.
Filter kit	8.602-579.0	High-efficiency filter kit for BV 11/1 (includes 10 bags & 2 motor filters)
Spotter Wand	8.609-022.0	Spotter Wand (for use with 8.606-312.0 & 8.603-302.0)
Tool	8.606-312.0	Tool, Spot Lite (requires 8.609-022.0)
Tool	8.603-302.0	Tool, Quick Sweep
Vac Pac Overhead Kit	8.604-143.0	Vac Pac Overhead Kit
Air Turbine Tool	9.840-611.0	Air Turbine Tool with Wand
Floor Pick-Up Kit	8.604-142.0	Vac Pac Floor Pick-Up Kit
Vac Pac Spotlite Kit	8.604-144.0	Vac Pac Spotlite Kit
Vac Quick Sweep	8.604-145.0	Vac Quick Sweep
Air Turbine Tool	8.628-332.0	Air Turbine Tool
Tool	8.628-454.0	Tool, Smooth Sweep
Wand	8.628-463.0	Wand, 1 PC Chrome Steel Single Curve
Tool	8.628-451.0	Tool, 28" Plastic Crevice
Tool	8.628-445.0	Tool, Carpet
Tool	8.628-444.0	Tool, Bristle Shod Dry Pick-Up

CV 300, CV 380



Dual motors for maximum power, superior maneuverability and quiet operation.

Kärcher's CV dual-motor upright vacuums are designed to be simultaneously powerful, lightweight and easy to maneuver. Our 1,000 watt vacuum motors pick up more dirt in a single pass than their comparable single-motor counterparts while our patented filtration system filters out particulates and allergens down to 0.3 microns.



1 Simple operation brush head

- No tool brush removal.
- Adjustable brush head for maximum cleaning effectiveness.

2 Simple operation debris removal

- Filter bag full indicator alerts the operator to restricted flow.
- Flip top access for easy bag change.

Technical data and equipment

CV 300

- Powerful dual motor upright vacuum
- innovative, articulating head for superior maneuverability
- Ergonomic carrying handle for easy transport

CV 380

- Powerful dual motore upright vacuum
- Patented filtration system - large surface area, high efficiency to 0.3 microns

Technical data

Working width	in	12 (305 mm)	15 (381 mm)
Vacuum motor	HP	1.4 / 1000 W	1.4 / 1000 W
Housing		Injection molded, high impact ABS & PP plastic	Injection molded, high impact ABS & PP plastic
Brush drive		Non-slip toothed belt, enclosed safety clutch & speed control	Non-slip toothed belt, enclosed safety clutch & speed control
Waterlift	in	92	92
Air flow rate	cfm	102 cfm	102 cfm
Brush motor	HP	.24 / 175 W	.24 / 175 W
Brush speed	RPM	2700	2700
Noise level	dB(A)	69.5	70
Wheels	in	2 diameter, rubberized	2 diameter, rubberized
Weight	lbs	19.6	20
Cable length	ft	40, 18/3 SJT	40, 18/3 SJT
Dust bag		Triple layer bag, 3.5 liter, top-loading	Triple layer bag, 3.5 liter, top-loading
Dimensions (L x W x H)	in	47" x 12" x 8.5" (1193 mm x 305 mm x 216 mm)	47" x 15" x 8.5" (1193 mm x 381 mm x 216 mm)

Equipment

Filter bag	■	■
Order No.	1.012-059.0	1.012-060.0

■ Included in delivery.

Standard Accessories

Product name	Order No.	Description
Brush Roller	8.600-495.0	Brush Roller 12"
Exhaust Filter Back	8.632-214.0	Exhaust Filter Back
Filter	8.628-477.0	Filter, Motor Protection
Brush Roller	8.613-849.0	Brush Roller 15"

Optional Accessories

Clips	8.632-244.0	Clips, Attachment Dark Gray
Filter Bag	8.633-398.0	Filter Bag (10 PK)
Crevice Tool	8.632-245.0	Crevice Tool, Dark Gray
Upholstery Nozzle	8.614-629.0	Upholstery Nozzle, Dark Gray
Brush	8.614-100.0	Dusting Brush, Dark Gray
Kit	8.604-147.0	Kit, CV Upright Tools, Crevice Nozzle, Upholstery Nozzle, and Mounting Clip
Extension Tool	8.634-975.0	20" Extension Tool

CVU 30/1 HEPA, CVU 36/1 HEPA, CVU 46/1 HEPA



The most durable single-motor upright vacuum in it's class.

The CVU 30/1, 36/1 and 46/1 HEPA use a single motor to power the suction and roller brush and provide HEPA final stage filtration. These lightweight and quiet vacuums are built for the rigors of retail, hospitals and building services management.



1 Best warranty in it's class

- 3-year "bumper to handle" warranty, provides you the best protection the industry has to offer.

2 Intelligent design

- Tool-free power cord change.
- All electronics located in the base of unit, eliminating wear on swivels and connectors, improving reliability and serviceability.

3 HEPA final stage filtration

- Integrated HEPA-level filter for better user protection against airborne particulates.
- Dual-stage filtration provides cleaner air to the filter, extending the life up to 200-300 hours, saving you time and money.

4 Extremely quiet

- Daytime cleaning and operation in noise-sensitive areas possible with the low noise level of 67 dB(A).

Technical data and equipment

		CVU 30/1 HEPA	CVU 36/1 HEPA	CVU 46/1 HEPA
		<ul style="list-style-type: none"> ■ 40' high vis power cable ■ HEPA filter ■ Tool-free brush strip replacement ■ 1.5 lbs. handle weight 	<ul style="list-style-type: none"> ■ 40' high vis power cable ■ HEPA filter ■ Tool-free brush strip replacement ■ 1.5 lbs. handle weight 	<ul style="list-style-type: none"> ■ 40' high vis power cable ■ HEPA filter ■ Tool-free brush strip replacement ■ 1.5 lbs. handle weight
Technical data				
Air flow rate	CFM	105	105	105
Vacuum	H₂O	90"	90"	90"
Container capacity	gallons	1.4 (5.3 l)	1.4 (5.3 l)	1.4 (5.3 l)
Brush motor / speed	hp	1.6	1.6	1.6
Brush speed	rpm	2700	2700	2700
Max power rating	W	1230	1230	1230
Working width	inches	12	14	18
Cable length	feet	40	40	40
Sound level	dB(A)	67	67	67
Weight	lbs	20	20	20
Dimensions (L x W x H)	inches	11" x 12" x 46"	11" x 14" x 46"	11" x 18" x 46"
Features				
HEPA filter		■	■	■
40' high vis power cable		■	■	■
Onboard tools (upholstery, crevice)		■	■	■
High impact ABS plastic		■	■	■
3-year warranty protection		■	■	■
Order No.		1.012-595.0	1.012-591.0	1.012-592.0

■ Included in delivery.

Standard Accessories

Product name	Order No.	Description
Replacement MicroFilter™	8.614-330.0	Replacement 0.3 micron Air Quality MicroFilter™
Crevice tool	8.631-930.0	Crevice tool (black)
Upholstery tool	8.631-929.0	Upholstery tool (black)
Extension hose	8.613-769.0	Extension hose
HEPA filter	8.639-454.0	HEPA filter
Power cord	8.639-785.0	40 ft (yellow)
12" brush strip	8.639-763.0	Standard on CVU 30/1 HEPA
14" brush strip	8.600-244.0	Standard on CVU 36/1 HEPA
18" brush strip	8.600-164.0	Standard on CVU 46/1 HEPA

Optional Accessories

Dust bags	8.628-484.0	Package of 10 dust bags
Dusting brush kit	8.628-474.0	Includes: dusting brush and holding clip to mount to handle

CV 71/1



Fast, efficient cleaning of large spaces.

Kärcher's CV 71/2 wide area vacuum is a dual-motor, low-profile design that incorporates on-board tools for fast, efficient cleaning of large carpeted areas. The six position adjustable brush head allows the operator to clean virtually any floor or carpet type with just a single pass, while a built-in suspension system ensures consistent brush contact with the floor.



1 Convenient to use

- Foot lever allows for 6 brush height adjustments.
- Tools are conveniently stowed on-board vacuum for easy accessibility.
- Optional HEPA filtration bags.

Technical data and equipment

CV 71/1

- Enclosed bag-in-bag design for four-stage filtration
- Six brush height adjustments
- built-in brush suspension ensure consistent brush contact

Technical data

Working width	28" (710 mm)
Vacuum motor	2 x 1.1 hp (2 x 800 W)
Construction	Rotationally molded polyethylene, heavy gauge steel frame; Stainless steel housing
Brush motor	.25 hp (186 W)
Airflow rate	224 CFM
Waterlift	63" waterlift
Cable length	75' (23 m) 14/3 SJTW
Wheels - front	Two, 1.6" (45 mm) non-marking swivel casters
Wheels - back	Two, 10" (254 mm) non-marking wheels
Weight	95 lbs (43 kg)
Dimensions (L x W x H)	59" x 31" x 18" (1500 mm x 787 mm x 457 mm)

Equipment

Filter bag, disposable paper	■
Filter bag, reusable cloth	■
HEPA filter bags	-
Order No.	1.012-564.0

- Included in delivery.

Standard Accessories

Product name	Order No.	Description
Dusting Tool	8.600-007.0	3" Dusting Tool, CV Wide Area Vacuum
Crevice Tool	8.600-016.0	11" Crevice Tool, CV Wide Area Vacuum
Brush	8.628-360.0	Upholstery Brush
Cloth Bag	8.600-120.0	Replacement Cloth Bag, CV Wide Area Vacuum

Optional Accessories

Paper Filter Bags	8.621-509.0	Replacement Paper Filter Bags (10-Pack)
Cloth Bag	8.600-120.0	Replacement Cloth Bag, CV Wide Area Vacuum
HEPA Filter Kit	9.840-633.0	HEPA Filter Kit (includes 2 filters & mounting bracket)
HEPA Filter Kit	8.623-598.0	HEPA Filter

NT 68/1



Designed with water pick-up in mind.

The NT 68/1 offers more efficient water pick up with its front mounted and self-adjusting squeegee assembly. It's unique 18 gallon capacity is designed to empty complete without the need for tipping.

1 Designed for productivity

- 18 gallon capacity offers easy mobility for medium to large jobs.
- Front-mounted squeegee offers more productive water pick up

2 Easy to use

- Easy to use, train, operate.
- Unique design results in 100% dumping without tipping.
- Easy squeegee assembly lift.
- Easy to use, train, operate..

Technical data and equipment

NT 68/1

- 24" Front-mounted squeegee
- On-board tool and safety sign storage
- Ergonomic and durable powder-coated handle
- Crush-proof hose
- Large transport wheels

Technical data

Container capacity	18 gallon (68 l)
Vacuum motor	10 AMPS
Waterlift	80"
Max. power rating	1380 W
Cable length	50'
Hose length & diameter	8' x 1.37" (2,438 mm x 35 mm)
Air flow rate	142 cfm
Operating noise level	71 dBA
Weight	64 lbs (29 kg)
Dimensions (L x W x H)	35.5" x 24.5" x 37.5" (901 mm x 622 mm x 953 mm)

Equipment

Squeegee	■	n	■	n	□	
Suction hose with bend, 8' (2.5 m)	■	n	□		■	n
Suction tube, metal 2 x 1.6' (2 x 488 mm)	■	n	□		■	n
Floor tool	■	n	□		■	n
Crevice tool	■	n	□		■	n
Drip tray	■	n	■	n	■	n
Elbow	■	n	□		■	n
Order No.	1.103-494.0		1.103-495.0		1.013-021.0	

■ Included in delivery. □ Available accessories.

Accessories

Optional Accessories

Product Name	Order No.	Description
Filter	6.414-789.0	Cylindrical Dust Filter
Filter Bag	6.904-285.0	Paper Filter Bag (5-Pack, 1 Bag Included with Machine)
Nozzle	6.900-385.0	8.3" (270 mm) All Purpose Crevice Nozzle
Nozzle	6.906-240.0	Crevice Nozzle, DN35, 9.8" (250 mm), Plastic
Nozzle	6.906-384.0	14.6" (370 mm) Aluminum All-Purpose Nozzle with Height-Adjustable Rollers, Brush Strips and Oil Resistant Squeegees
Nozzle	6.906-513.0	10.2" (360 mm) Plastic All-Purpose Nozzle with Height-Adjustable Rollers, Brush stripes and Rubber Lips
Nozzle	6.903-018.0	14.6" (370 mm) Aluminum All-Purpose Head with Height-Adjustable Rollers, Brush Stripes and Rubber Lips
Nozzle	6.906-554.0	14.2" (370 mm) Plastic All-Purpose Head with Rollers, Brush Strips and Standard Squeegee
Nozzle	6.906-383.0	17.7" (450 mm) Aluminum All-Purpose Head with Height-Adjustable rollers, Brush Stripes and oil-resistant Squeegees
Turbo Nozzle	2.860-113.0	6.3" (160 mm) Turbo Nozzle, Plastic with Reducer 35/32
Turbo Nozzle	2.860-114.0	10.6" (270 mm) Turbo Nozzle, Plastic with Reducer 35/32
Tool	6.903-033.0	11.4" (290 mm) Crevice Tool
Nozzle	6.900-385.0	8.3" (210 mm) Crevice Nozzle, Plastic
Nozzle	6.900-922.0	14.6" (370 mm) Crevice Nozzle, Metal
Nozzle	6.905-817.0	15.8" (400 mm) Crevice Nozzle, Metal
Nozzle	6.903-033.0	11.4" (290 mm) Crevice Nozzle, Plastic
Nozzle	6.906-108.0	3.5" (90 mm) Car Cleaning Nozzle, 35 mm ID
Nozzle	6.900-952.0	3.5" (90 mm) Car Cleaning Nozzle, 40 mm ID
Nozzle	6.900-233.0	4.7" (120 mm) Plastic Upholstery Nozzle, 35 mm ID
Nozzle	6.903-034.0	Radiator Brush for use with 6.900-385.0
Pipe	6.903-035.0	Plastic, Pipe Diameter 3.9" (100 mm)
Pipe	6.903-036.0	Plastic, Pipe Diameter 7.8" (200 mm)
Brush	6.903-862.0	Suction Brush, Natural Hair, Pivotal, 35 mm ID
Nozzle Set	2.860-116.0	Nozzle Set, Crevice Tool, Upholstery Tool, Round Brush, 35 mm ID
Brush	2.863-147.0	All-Purpose Brush, Soft Bristles 35 mm ID

NT 65/2



For tackling tough jobs for industrial and commercial use.

Two powerful turbines, patented filter system, semi-automatic filter cleaning and large container capacity enable long periods of use with constant suction power.



1 On-board storage area

- Large on-board storage area for tools and accessories.

2 Integrated oil-resistant drainage hose

- Easily accessible drainage hose for convenient and safe liquid disposal

Technical data and equipment

NT 65/2

- Accessory/suction hose storage
- Self-cleaning filter

- No filters to install or remove
- Electronic tank level monitor

Technical data

Container capacity	17.2 gallon (65 l)
Vacuum motor	18 AMPS
Waterlift	88"
Max. power rating	1,265 W
Filtration system	Power filter clean
Cable length	33' (10 m)
Hose length & diameter	12' x 1.37" (3,658 mm x 35 mm)
Air flow rate	229 cfm
Operating noise level	74 dBA
Weight	41.9 lbs (19 kg)
Dimensions (L x W x H)	23.6" x 18.9" x 36.2" (600 mm x 480 mm x 920 mm)

Equipment

Suction hose with bend, 8' (2.5 m)	■	n
Suction tube, metal 2 x 1.6' (2 x 488 mm)	■	n
Dust bag		2-ply paper
Filter		Washable nylon filter
Wet and dry floor tool	■	n
Crevice tool	■	n
Order No.		1.325-104.0

- Included in delivery.

Accessories

Standard Accessories (included)

Product Name	Order No.	Description
Filter Bag	6.904-285.0	NT 65/2 NT Paper Filter Bag 5-Pack (1 included with Machine)
Nozzle	6.906-512.0	All-Purpose Nozzle
Suction Tube	6.900-514.0	1.6' (0.5 m) Metal Suction Tube (35 mm ID)
Suction Hose	4.440-626.0	Suction Hose C DN35, 8'
Suction Tube	6.900-514.0	Suction Tube, 1.4" (35 mm) X 1.6' (0.5 m)
Nozzle	6.906-240.0	Crevice Nozzle, 1.4" (35 mm)
Floor Tool	6.906-554.0	14.2" (360 mm) X 1.6" (40 mm) ID All-Purpose Floor Tool Plastic with Rollers, Brush Strips and Standard Squeegee
Crevice Tool	6.903-033.0	11.4" (290 mm) Crevice Tool
Suction Tube	6.902-081.0	1.6' (0.5 m) Metal Suction Tube (40 mm ID) Stainless Steel
Suction Hose	6.906-321.0	1.6" (40 mm) X 13' (4 m) Suction Hose with Clip Connections

Optional Accessories

Element	6.904-364.0	NT 65/2 NT HEPA Dust Filter Element
Accessory Kit	2.637-595.0	Universal Accessory Kit (Includes 3M Suction Hose, 2 Metal Extensions, 1 Angle, 1 All-Purpose Tool, 1 Crevice Tool, 1 Upholstery Tool, 1 Carpet/Hard Floor Tool, 1 Floor Tool for Wet Pick-Up)
Building Kit	2.637-352.0	Building Kit (Includes 4M Suction Hose, 2 Metal Extensions, 1 Angle, 1 Crevice Tool, 1 Floor Tool)
Cleaning Kit	2.637-353.0	Professional Cleaning Kit (Includes 4M Suction Hose, 2 Metal Extensions, 1 Bend, 1 Crevice Tool, 1 Floor Tool with Rollers)
Car Cleaning Kit	2.862-166.0	Car Cleaning Kit (Includes 1 Car Vacuuming Tool, 1 35MM Upholstery Tool, 1 40/35MM Reducer, 1 Crevice Tool, 1 Suction Brush)
Industrial Kit	2.637-355.0	Industrial Kit (Includes 4M Oil-Resistant Hose, 1 Bend, 2 Metal Extensions, 1 Crevice Tool, 1 Aluminum Surface Tool, 1 Metal Floor Tool)
Nozzle	6.906-511.0	10.6" (270 mm) Dry Combination Nozzle, Plastic with Stainless Steel Plate
Nozzle	6.906-384.0	14.6" (370 mm) Aluminum All-Purpose Nozzle with Height-Adjustable Rollers, Brush Strips and Oil Resistant Squeegees
Nozzle	6.906-513.0	10.2" (360 mm) Plastic All-Purpose Nozzle with Height-Adjustable Rollers, Brush stripes and Rubber Lips
Head	6.903-018.0	14.6" (370 mm) Aluminum All-Purpose Head with Height-Adjustable Rollers, Brush Stripes and Rubber Lips
Head	6.906-554.0	14.2" (370 mm) Plastic All-Purpose Head with Rollers, Brush Strips and Standard Squeegee
Head	6.906-383.0	17.7" (450 mm) Aluminum All-Purpose Head with Height-Adjustable rollers, Brush Stripes and oil-resistant Squeegees
Head	4.130-413.0	19.7" (500 mm) Aluminum Oil Proof All-Purpose Head with Height-Adjustable rollers, Brush Stripes and oil-resistant Squeegees
Turbo Nozzle	2.860-113.0	6.3" (160 mm) Turbo Nozzle, Plastic with Reducer 35/32
Turbo Nozzle	2.860-114.0	10.6" (270 mm) Turbo Nozzle, Plastic with Reducer 35/32
Tool	6.903-033.0	11.4" (290 mm) Crevice Tool
Nozzle	6.900-385.0	8.3" (210 mm) Crevice Nozzle, Plastic
Nozzle	6.906-240.0	9.8" (250 mm) Crevice Nozzle, Plastic
Nozzle	6.900-922.0	14.6" (370 mm) Crevice Nozzle, Metal
Nozzle	6.905-817.0	15.8" (400 mm) Crevice Nozzle, Metal
Nozzle	6.903-033.0	11.4" (290 mm) Crevice Nozzle, Plastic
Nozzle	6.906-108.0	3.5" (90 mm) Car Cleaning Nozzle, 35 mm ID
Nozzle	6.900-952.0	3.5" (90 mm) Car Cleaning Nozzle, 40 mm ID
Nozzle	6.900-233.0	4.7" (120 mm) Plastic Upholstery Nozzle, 35 mm ID
Brush	6.903-034.0	Radiator Brush for use with 6.900-385.0
Brush	6.903-035.0	Brush
Pipe	6.903-036.0	Plastic, Pipe Diameter 7.8" (200 mm)
Brush	6.903-862.0	Suction Brush, Natural Hair, Pivotal, 35 mm ID
Nozzle Set	2.860-116.0	Nozzle Set, Crevice Tool, Upholstery Tool, Round Brush, 35 mm ID
Brush	2.863-147.0	All-Purpose Brush, Soft 35 mm ID
Tool	6.903-360.0	Scratcher and Scraper Tool, 61 mm ID

NT 48/1



Standard class – high suction.

These standard class wet and dry vacuum cleaners are ideal for wet and dry vacuuming of small areas with powerful suction performance. Robust, affordable and versatile, they effortlessly pick up dirt and liquid and are ideal for contract cleaners and for use in the automotive industry.



1 Container draining

- An easily accessible drain hose enables convenient and safe container emptying.

2 Accessory storage

- Accessories can be stored at the back of the container.

Technical Data and Equipment

NT 48/1

- Optional wet filter bags for water pick up
- Drain hose
- Electronic tank level monitor

Technical data

Container capacity	12.6 gallon (48 l)
Vacuum motor	10 AMPS
Waterlift	80"
Max. power rating	1,200 W
Filtration system	Traditional cylindrical
Cable length	25' (7.6 m)
Hose length & diameter	8' x 1.37" (2,438 mm x 35 mm)
Air flow rate	141 cfm
Operating noise level	66 dBA
Weight	22 lbs (10 kg)
Dimensions (L x W x H)	19" x 15.4" x 30.3" (485 mm x 390 mm x 770 mm)

Equipment

Suction hose with bend, 8' (2.5 m)	■ n
Suction tube, metal 2 x 1.6' (2 x 488 mm)	■ n
Dust bag	Paper
Filter	Cylindrical dust filter
Wet and dry floor tool	■ n
Crevice tool	■ n
Order No.	1.428-623.0

- Included in delivery.

Accessories

Standard Accessories (included)

Product Name	Order No.	Description
Filter	6.414-789.0	Cylindrical Dust Filter
Filter Bag	6.904-285.0	Paper Filter Bag (5-Pack, 1 Bag Included with Machine)
Nozzle	6.906-512.0	All-Purpose Nozzle
Nozzle	6.900-385.0	8.3" (270 mm) All Purpose Crevice Nozzle
Hose	4.440-626.0	8' X 35 mm Hose with Comfortable Hand Grip
Tube	6.900-514.0	1.6' (0.5 m) Metal Suction Tube (35 mm ID)
Nozzle	6.906-240.0	Crevice Nozzle, DN35

Optional Accessories

Wet Filter Bag	6.904-211.0	Wet Filter Bag
Nozzle	6.906-384.0	14.6" (370 mm) Aluminum All-Purpose Nozzle with Height-Adjustable Rollers, Brush Strips and Oil Resistant Squeegees
Nozzle	6.906-513.0	10.2" (360 mm) Plastic All-Purpose Nozzle with Height-Adjustable Rollers, Brush stripes and Rubber Lips
Head	6.903-018.0	14.6" (370 mm) Aluminum All-Purpose Head with Height-Adjustable Rollers, Brush Stripes and Rubber Lips
Head	6.906-554.0	14.2" (370 mm) Plastic All-Purpose Head with Rollers, Brush Strips and Standard Squeegee
Head	6.906-383.0	17.7" (450 mm) Aluminum All-Purpose Head with Height-Adjustable rollers, Brush Stripes and oil-resistant Squeegees
Turbo Nozzle	2.860-113.0	6.3" (160 mm) Turbo Nozzle, Plastic with Reducer 35/32
Turbo Nozzle	2.860-114.0	10.6" (270 mm) Turbo Nozzle, Plastic with Reducer 35/32
Tool	6.903-033.0	11.4" (290 mm) Crevice Tool
Nozzle	6.900-385.0	8.3" (210 mm) Crevice Nozzle, Plastic
Nozzle	6.906-240.0	9.8" (250 mm) Crevice Nozzle, Plastic
Nozzle	6.900-922.0	14.6" (370 mm) Crevice Nozzle, Metal
Nozzle	6.905-817.0	15.8" (400 mm) Crevice Nozzle, Metal
Nozzle	6.903-033.0	11.4" (290 mm) Crevice Nozzle, Plastic
Nozzle	6.906-108.0	3.5" (90 mm) Car Cleaning Nozzle, 35 mm ID
Nozzle	6.900-233.0	4.7" (120 mm) Plastic Upholstery Nozzle, 35 mm ID
Brush	6.903-034.0	Radiator Brush for use with 6.900-385.0
Pipe	6.903-035.0	Plastic, Pipe Diameter 3.9" (100 mm)
Pipe	6.903-036.0	Plastic, Pipe Diameter 7.8" (200 mm)
Brush	6.903-862.0	Suction Brush, Natural Hair, Pivotal, 35 mm ID
Nozzle Set	2.860-116.0	Nozzle Set, Crevice Tool, Upholstery Tool, Round Brush, 35 mm ID
Brush	2.863-147.0	All-Purpose Brush, Soft Bristles 35 mm ID

NT 45/1 Tact



Built to last.

High efficiency, low wear: The motor of the NT 45/1 Tact has no carbon brushes – ideal for hard and long industrial use with a life expectancy of 5,000 hours.

1 Rugged and dependable commercial wet/dry vacuum

- Large rear wheels and front swivel casters for easy maneuverability.
- Metal Wand, Floor Tool, Crevice Tool, and Washable Nylon Filter are included with each NT wet/dry vacuum.
- Crush resistant hose stows conveniently on top for storage.
- Self-cleaning filter.
- Drain hose allows user to empty unit directly into a drain or gutter.

Technical Data and Equipment

NT 45/1 Tact

- Tact – Auto Filter Clean System
- Accessory/suction hose storage
- Self-cleaning filter
- No filters to install or remove
- Electronic tank level monitor

Technical data

Container capacity	11.9 gallon (45 l)
Vacuum motor	8 AMPS
Waterlift	88"
Max. power rating	1,265 W
Filtration system	TACT
Cable length	25' (7.6 m)
Hose length & diameter	8' x 1.37" (2,438 mm x 35 mm)
Air flow rate	120 cfm
Operating noise level	67 dBA
Weight	27.5 lbs (12.5 kg)
Dimensions (L x W x H)	20.4" x 15" x 27" (520 mm x 380 mm x 686 mm)

Equipment

Suction hose with bend, 8' (2.5 m)	■	n
Suction tube, metal 2 x 1.6' (2 x 488 mm)	■	n
Dust bag		2-ply paper
Filter		Washable nylon filter
Wet and dry floor tool	■	n
Crevice tool	■	n

Order No.	1.145-834.0
------------------	--------------------

- Included in delivery.

Accessories

Standard Accessories (included)

Product Name	Order No.	Description
Filter Bag	6.904-208.0	NT 45/1 Paper Filter Bag 5-Pack (1 included with Machine)
Dust Filter	6.904-367.0	NT 35/1 & NT 45/1 Standard Dust Filter
Suction Hose	4.440-626.0	Suction Hose C DN35 8'
Floor tool	6.903-284.0	Floor tool DN35
Elbow	5.031-718.0	Elbow
Suction Tube	6.900-514.0	Suction Tube, 1.4" (35 mm) X 1.6' (0.5 m)
Nozzle,	6.906-240.0	Crevice Nozzle, 1.4" (35 mm)

Optional Accessories

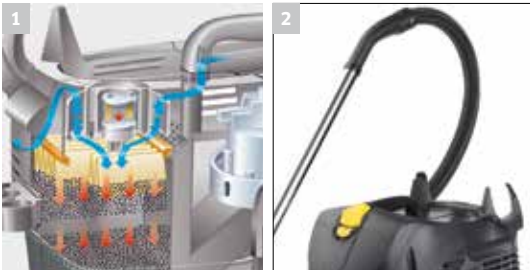
Element	6.904-242.0	NT 35/1 & NT 45/1 HEPA Dust Filter Element
Accessory Kit	2.637-595.0	Universal Accessory Kit (Includes 3M Suction Hose, 2 Metal Extensions, 1 Angle, 1 All-Purpose Tool, 1 Crevice Tool, 1 Upholstery Tool, 1 Carpet/Hard Floor Tool, 1 Floor Tool for Wet Pick-Up)
Nozzle	6.906-512.0	All-Purpose Nozzle
Suction Tube	6.902-081.0	1.6' (0.5 m) Metal Suction Tube (40 mm ID) Stainless Steel
Suction Hose	6.906-321.0	1.6" (40 mm) X 13' (4 m) Suction Hose with Clip Connections
Building Kit	2.637-352.0	Building Kit (Includes 4M Suction Hose, 2 Metal Extensions, 1 Angle, 1 Crevice Tool, 1 Floor Tool)
Cleaning Kit	2.637-353.0	Professional Cleaning Kit (Includes 4M Suction Hose, 2 Metal Extensions, 1 Bend, 1 Crevice Tool, 1 Floor Tool with Rollers)
Car Cleaning Kit	2.862-166.0	Car Cleaning Kit (Includes 1 Car Vacuuming Tool, 1 35MM Upholstery Tool, 1 40/35MM Reducer, 1 Crevice Tool, 1 Suction Brush)
Industrial Kit	2.637-355.0	Industrial Kit (Includes 4M Oil-Resistant Hose, 1 Bend, 2 Metal Extensions, 1 Crevice Tool, 1 Aluminum Surface Tool, 1 Metal Floor Tool)
Nozzle	6.906-511.0	10.6" (270 mm) Dry Combination Nozzle, Plastic with Stainless Steel Plate
Nozzle	6.906-384.0	14.6" (370 mm) Aluminum All-Purpose Nozzle with Height-Adjustable Rollers, Brush Strips and Oil Resistant Squeegees
Nozzle	6.906-513.0	10.2" (360 mm) Plastic All-Purpose Nozzle with Height-Adjustable Rollers, Brush stripes and Rubber Lips
Rollers	6.903-018.0	14.6" (370 mm) Aluminum All-Purpose Head with Height-Adjustable Rollers, Brush Stripes and Rubber Lips
Head	6.906-554.0	14.2" (370 mm) Plastic All-Purpose Head with Rollers, Brush Strips and Standard Squeegee
Head	6.906-383.0	17.7" (450 mm) Aluminum All-Purpose Head with Height-Adjustable rollers, Brush Stripes and oil-resistant Squeegees
Head	4.130-413.0	19.7" (500 mm) Aluminum Oil Proof All-Purpose Head with Height-Adjustable rollers, Brush Stripes and oil-resistant Squeegees
Turbo Nozzle	2.860-113.0	6.3" (160 mm) Turbo Nozzle, Plastic with Reducer 35/32
Turbo Nozzle	2.860-114.0	10.6" (270 mm) Turbo Nozzle, Plastic with Reducer 35/32
Crevice Tool	6.903-033.0	11.4" (290 mm) Crevice Tool
Nozzle	6.900-385.0	8.3" (210 mm) Crevice Nozzle, Plastic
Nozzle	6.906-240.0	9.8" (250 mm) Crevice Nozzle, Plastic
Nozzle	6.900-922.0	14.6" (370 mm) Crevice Nozzle, Metal
Nozzle	6.905-817.0	15.8" (400 mm) Crevice Nozzle, Metal
Nozzle	6.906-108.0	3.5" (90 mm) Car Cleaning Nozzle, 35 mm ID
Nozzle	6.900-952.0	3.5" (90 mm) Car Cleaning Nozzle, 40 mm ID
Nozzle	6.900-233.0	4.7" (120 mm) Plastic Upholstery Nozzle, 35 mm ID
Brush	6.903-034.0	Radiator Brush for use with 6.900-385.0
Brush	6.903-035.0	Brush
Pipe	6.903-036.0	Plastic, Pipe Diameter 7.8" (200 mm)
Brush	6.903-862.0	Suction Brush, Natural Hair, Pivotal, 35 mm ID
Nozzle Set	2.860-116.0	Nozzle Set, Crevice Tool, Upholstery Tool, Round Brush, 35 mm ID
Brush	2.863-147.0	All-Purpose Brush, Soft 35 mm ID
Tool	6.903-360.0	Scratcher and Scraper Tool, 61 mm ID

NT 35/1 Eco



Efficient vacuum cleaners.

These powerful vacuum cleaners pick up coarse dirt and liquids as well as large quantities of fine dust. Tact, the fully automatic cleaning system, cleans the filter with strong air blasts. Ideal for long periods of uninterrupted use and constant high suction power.



1 Tact system (Auto Filter Clean System)

- The filter is cleaned with strong air blasts. The process is triggered automatically whilst maintaining constant high suction power. Further advantages; low maintenance costs, long filter life.

2 On-board accessory storage

- On-board storage for all accessories, includes two hooks for the suction hose and power cord.

Technical data and equipment

NT 35/1 Eco

- Tact - Auto Filter Clean System
- Accessory/suction hose storage
- Self-cleaning filter
- No filters to install or remove
- Electronic tank level monitor

Technical data

Container capacity	9.2 gallon (35 l)
Vacuum motor	8 AMPS
Waterlift	88"
Max. power rating	1,265 W
Filtration system	TACT
Cable length	25' (7.6 m)
Hose length & diameter	8' x 1.37" (2,438 mm x 35 mm)
Air flow rate	120 cfm
Operating noise level	67 dBA
Weight	25.3 lbs (11.5 kg)
Dimensions (L x W x H)	20.4" x 15" x 22.8" (520 mm x 380 mm x 580 mm)

Equipment

Suction hose with bend, 8' (2.5 m)	■	n
Suction tube, metal 2 x 1.6' (2 x 488 mm)	■	n
Dust bag		2-ply paper
Filter		Washable nylon filter
Wet and dry floor tool	■	n
Crevice tool	■	n
Order No.	1.184-854.0	

- Included in delivery.

Standard Accessories

Product name	Order No.	Description
Filter Bag	6.904-210.0	NT 35/1 Paper Filter Bag 5-Pack (1 included with Machine)
Filter	6.904-367.0	NT 35/1 & NT 45/1 Standard Dust Filter
Floor Tool	6.903-284.0	Floor Tool
Suction Tube	6.900-514.0	Suction Tube DN35
Elbow	5.031-718.0	Elbow
Crevice Nozzle	6.906-240.0	Crevice Nozzle, 1.4" (35 mm)
Suction Hose	4.440-626.0	Suction Hose C DN35 8'
Sleeve Tool	5.453-042.0	Sleeve Tool

Optional Accessories

Crevice Tool	6.903-033.0	11.4" (290 mm) Crevice Tool, Plastic
Floor Tool	6.906-554.0	14.2" (360 mm) X 1.6" (40 mm) ID All-Purpose Floor Tool Plastic with Rollers, Brush Strips and Standard Squeegee
Suction Tube	6.902-081.0	1.6' (0.5 m) Metal Suction Tube (40 mm ID) Stainless Steel
Suction Hose	6.906-321.0	1.6" (40 mm) X 13' (4 m) Suction Hose with Clip Connections

NT 14/1 Eco Adv



The craftsman's best friend.

More than just another vacuum, the NT 14/1 was developed by craftsmen for craftsmen. Intelligently designed to make the job of a craftsman easier. It's flat top provides a sitting area; It detaches from its base for easy carrying; Large wheels makes it easy to transport; And, its folding handle limits bending and dragging.



1 Folding handle

- No bending down, no dragging. The practical handle turns the vacuum cleaner into a trolley for easy transportation

2 Ample storage

- The NT 14/1 features on-board practical storage for crevice tool, floor tool and suction tube.

Technical data and equipment

NT 14/1 Eco Advanced

- Folding handle
- Semi-automatic filter cleaning
- Easy to remove suction unit

Technical data

Container capacity	3.7 gallon (14 l)
Air flow rate	129 cfm
Waterlift	88.6" waterlift
Max. power rating	1380 W
Hose length & diameter	8' x 1.37" (2,438 mm x 35 mm)
Cable length	24' (7.5 m)
Operating noise level	68 dBA
Weight	33 lbs (15 kg)
Dimensions (L x W x H)	21.5" x 18.5" 16.5" (545 mm x 465 mm x 410 mm)

Equipment

Suction hose with bend, 8' (2.5 m)	■	n
Suction tube, metal 3 x 1' (3 x 0.33 m)	■	n
Filter bag		Paper
Wet and dry floor tool	■	n
Crevice tool	■	n
Order No.	1.510-114.0	

- Included in delivery.

Optional Accessories

Product Name	Order No.	Description
Accessory Kit	2.637-595.0	Universal Accessory Kit (Includes 3M Suction Hose, 2 Metal Extensions, 1 Angle, 1 All-Purpose Tool, 1 Crevice Tool, 1 Upholstery Tool, 1 Carpet/Hard Floor Tool, 1 Floor Tool for Wet Pick-Up)
Building Kit	2.637-352.0	Building Kit (Includes 4M Suction Hose, 2 Metal Extensions, 1 Angle, 1 Crevice Tool, 1 Floor Tool)
Cleaning Kit	2.637-353.0	Professional Cleaning Kit (Includes 4M Suction Hose, 2 Metal Extensions, 1 Bend, 1 Crevice Tool, 1 Floor Tool with Rollers)
Cleaning Kit	2.862-166.0	Car Cleaning Kit (Includes 1 Car Vacuuming Tool, 1 35MM Upholstery Tool, 1 40/35MM Reducer, 1 Crevice Tool, 1 Suction Brush)
Filter Bag	6.904-315.0	Fleece Filter bag
Filter Bag	6.904-210.0	Paper Filter bag, 5 piece

PS 4/7 Bp mister



Prevention is the best medicine.

Achieve a higher level of efficacy with the new Kärcher PS 4/7 Bp. This hospital-grade misting system is specifically designed for use with Vital Oxide® disinfectant. Reduce the risks of Health Care Acquired Infections by killing virus, bacteria and mold faster, safer and quieter.

1 The next level of clean

- Misting provides higher efficacy by improving coverage more efficiently than spray wipe methods and wipes. It delivers disinfectant into hard to reach corners and crevices found in many healthcare facilities.

2 A complete non-rinse disinfection system

- The Kärcher PS 4/7 Bp mister provides precise coverage and required dwell time of Vital Oxide® - no adjustments needed.

3 Safe and easy operation

- The Kärcher PS 4/7 mister's ergonomic design and simple controls reduces operator fatigue and cleaning errors. The result is a complete and consistent coverage of Vital Oxide.
- Vital Oxide carries the safest EPA rating for applying registered disinfectants.

4 Whisper quiet

- Use the Kärcher mister anywhere, anytime. The efficient pump and power supply are specifically designed to provide operation without disturbing people around you. The no fragrance formula of Vital Oxide is virtually undetectable even when spraying large areas.

5 Ideal for high risk areas

- Hospitals and clinics
- Nursing homes
- Schools
- K Day care facilities
- K Transportation

6 Portable

- Rechargeable 12-volt system easily provides a full 8 hour of use. A 3 hour recharge time insures the unit gets back into service quickly.

7 Maneuverability

- A small foot print and low center of gravity allows the mister to easily glide on 4 swivel caster wheels. Rubber wheels keep the transportation quiet and easy to roll over tile floors and thresholds. The narrow design makes it ideal for travel through aisles experienced on planes, busses, trains and other tight areas.

Technical data and equipment

PS 4/7 Bp mister

Technical data

Pressure	PSI	100
Solution spray rate	gpm	.05
Continuous spray time (one battery wcharge)	hours	8+
Voltage	volts	12
Wheels	inches	3
Compact height for storage/transport	inches	22.5
Sound level	dBA	30
Weight (including battery)	lbs	32
Dimensions (L x W x H)	inches	19" x 13.5" x 39.5"

Features

Quick change nozzle	■
Self-coiling, non-tangle hose	■
Adjustable handle height	■
Recharge indicator light	■
Order No.	1.007-082.0

- Included in delivery.

Vital Oxide® hospital disinfectant

- No rinse sanitizer for food contact surfaces (D2).
- Kills harmful bacteria, mold and mildew, deodorizes and eliminates allergens.
- Registered as a carpet disinfectant and recognized by CRI to be safe on carpets.
- EPA Reg. No. 82972-1 EPA Est. No. 85804-NC-1 EPA Est. No. 29909-CA-1 (See batch code for actual (establishment number)
- Represented in Canada by Halifax International Trading Inc. S1394 Pineway Court, Oakville Ontario L6M 2H3 (DIN 24422654)



Optional Accessories

Product Name	Order No.	Description
Disinfectant	8.639-558.0	Vital Oxide®, 4 gallon - case
Disinfectant	8.639-559.0	Vital Oxide®, 4 gallon - case (available in Canada only)
Disinfectant	8.639-560.0	Vital Oxide®, 6 quart - case

SG2 C Bp



Turn up the heat on removing gum once and for all.

The Kärcher SG2 Bp is the innovative new solution that vaporizes gum with heat. Safe to use on stone, concrete and even carpet. Great for maintaining shopping malls, schools, train stations, airports and supermarkets.



1 Vaporize gum in seconds

- Biodegradable vegetable extract heats up debonding agents dissolving gum without residue or mess.
- Low pressure fuel canisters are designed to ensure the delivery of proper fuel volume and safe operation.

2 Ultimate portability

- No cords or water required.
- The long-life lithium battery pack provides cleaning power for up to 8 hours on a single charge.
- Lighter weight than many conventional battery back pack systems.

Technical data and equipment

SG2 C Bp

- 1-year warranty
- Long-life lithium battery

Technical data

Weight	lbs	14
Dimensions (L x H x W)	inches	8 x 16.5 x 11
Order No.		1.013-024.0

Optional Accessories




Service Pack	8.639-871.0	Service pack includes 2 LPG gas cartridges, 4 bottles of chemical and 2 black (stainless steel) brushes, 1 green brush. Hours of operation: 8-9.
Stainless Steel Brushes	8.640-135.0	2 pack replacement stainless steel brushes (black)
Polypropylene Brushes	8.640-136.0	2 pack polypropylene brushes (green), for carpet and material

Detergents

Cleaning agents for floor care.

Kärcher cleaning agents are highly effective and help make your work easier and faster. Less time and effort is needed to achieve an optimum cleaning performance. Cleaning agents perfectly complement the machine to ensure the best possible protection of the surfaces being cleaned.



	Product description	Application	Primary mixture	Container	Order No.
	<p>Kärcher Neutral Floor Cleaner is designed for everyday floor cleaning of hard floors with finish or high polish stone. Excellent no-rinse formula is designed to pick up soil and leave a no streak finish. Phosphate free and low-foaming formula.</p>	<p>Daily cleaning on finished/non-finished floors. Safe on tile, stone, wood</p>	<p>128:1</p>	4 x 1 gal ¹⁾	8.698-102.0
				5 gal ¹⁾	8.698-103.0
				55 gal drum ¹⁾	8.698-104.0
	<p>Kärcher Warehouse Floor Cleaner picks up and suspends grit and dense concrete-type soils associated with warehouse floors. Eliminates chalking residues that high-alkaline formulas can cause. Low-foaming formula.</p>	<p>Daily cleaning on warehouse floors. Safe on polished concrete</p>	<p>128:1</p>	5 gal ²⁾	8.698-107.0
				55 gal drum ²⁾	8.698-108.0
				275 gal tote ²⁾	8.698-109.0
	<p>Kärcher Shop Floor Cleaner is designed to break up and lift petroleum based, greasy soils commonly found in mechanical shops and automotive service centers. Will not harm epoxy finishes and is safe and effective. Phosphate free and low-foaming formula.</p>	<p>Daily cleaning in mechanical/automotive shops, industrial environments</p>	<p>128:1</p>	5 gal ²⁾	8.698-105.0
				55 gal drum ²⁾	8.698-106.0

¹⁾ Can be shipped via UPS

²⁾ Cannot be shipped via UPS

Notes

Lined writing area consisting of horizontal lines for text entry.

KÄRCHER

makes a difference

7/2015 · Rights to technical modifications reserved.

**Please contact us for
more information:**

Kärcher North America

4555 Airport Way
Denver, CO 80239
U.S.A.

Tel. 800-456-6649
Fax 303-738-2818

www.karcher.com/us

Kärcher Canada

6535 Millcreek Drive Unit 67
Mississauga, ON L5N 2M2
Canada

Tel. 905-672-8233
Fax 905-672-3155

www.karcher.ca